

**GENERAL
CATALOG
2026**

PISHGAMAN MEMARI ARYA

WE WILL ALWAYS BE THERE, FOR YOU

Founded in 2008, Pishgaman Memari Arya (PMA) has grown into a leading producer of premium full-body porcelain ceramics. Today, under its unified global identity PMA | IMPERIO, the company combines Iranian manufacturing expertise with European design excellence.

With its strategic office in Castellón, Spain, PMA | IMPERIO ensures direct access to top-quality raw materials and closer ties to the European export market. Inspired by renowned Italian and Spanish design studios, our collections embody luxury, elegance, and modernity, tailored for residences, villas, hotels, and exclusive projects worldwide.

Our wide range of sizes from 20x120 up to 160x320 cm meets diverse applications, all certified with European standards and regularly tested in accredited international laboratories. Beyond product quality, PMA | IMPERIO is committed to customer experience. An skilled civil engineers team provides personalized consulting, technical support, and on-site services to ensure the best outcome for every project. Through continuous training, seminars, and workshops, we strengthen the connection between design innovation and practical application.

PMA | IMPERIO: for those who seek originality, glamour and timeless sophistication.



Variety of Sizes

To Create an Architectural Dream

PMA | IMPERIO celebrates the uniqueness of every architectural narrative. Our porcelain ceramics span a breathtaking spectrum of sizes, ensuring every design ambition materializes. With PMA | IMEPRIO, embrace boundless possibilities.

The following sizes are available according to your order:
40x40 – 60x60 – 150x150 – 160x160 - 150x300



The Gold Standard in Diverse Ceramic Portfolios

The Pinnacle of Porcelain Facades in Iran

Finishing

Dive deep into PMA | IMPERIO's world where every tactile surface echoes luxury. Whether it's the muted grace of matte, the radiant luster of polished, or the intricate allure of relief – our ceramics elevate sensory experiences.

Punch Finish

We offer a variety of punch finishes, including wood, stone, and deep punch designs, to give you the natural feel of these materials, while maintaining the durability and qualities of porcelain. To truly appreciate the texture and authenticity, we invite you to touch and feel them for yourself.

General Index

03	PISHGAMAN MEMARI ARYA	67	Crafting Elegance With Spanish Soul	131	Design Alcove	205	Riven Slate
05	Variety Of Sizes	68	Exotic	133	Marble Effect	210	Stellar
07	The Gold Standard In Diverse Ceramic Portfolios	73	Aurora	134	Sovereign Cream	215	Native
11	IMPERIO Collections	76	Polaris	139	Mont Blanc	219	Stonetech
12	Modern & Luxury	81	Mystic Black	142	Pantheon Marble	223	Elite Brigade
15	Products	84	Atlantis Black	146	Calacatta Gold	225	Metal Effect
16	Lucent	89	Fantastic Grey	149	Saint Laurent	226	Oxide
21	Marble Effect	92	Panda	152	Elegant Blue	231	Complementary Product Portfolio
22	Euphoria Gold	97	Cement Effect	155	Nero Marquina	233	Wood Effect
27	Splendor	99	Eminent	159	Calacatta Silva	235	Maxiwood
30	Labradorite	102	Terrazzo	163	Soaring With PMA IMPERIO	239	Unique Effect
35	Versilia	107	Level	165	Cement Effect	240	Monocolor White
39	Volcano	115	A Resounding Legacy In Iran's Ceramic Expanse	166	Microcement	242	Crafting Iconic Facades & Beyond
43	Angelite	117	PMA Collections	175	Beton Art		
46	Altivo		PMA IMPERIO's Precision Craftsmanship & Cutting Services Beyond Compare	178	Natural Concrete Palette		
51	Alba Gold	118		180	Natural Concrete	246	Technical Information
55	Pacific	119	Usage / Any Shape	197	Elevating Standards, Crafting Excellence	247	Use And Maintenance
59	Blue Roma	121	Deep Effect	197	Standards / Test Reports	248	Technical Details
63	Onyx Avorio	123	Mountain	199	Stone Effect	250	Packing
		127	Wind	200	Romano	255	Symbology

IMPERIO

collections

Modern & Luxury

Essence of Modern Opulence

Redefining Elegance and Innovation in Ceramics. At PMA | IMPERIO, we understand that our discerning clientele seeks more than just functionality in ceramics; they desire a blend of luxury and contemporary design that elevates their living spaces. Our exclusive collection embodies this ethos, offering an unparalleled fusion of sophisticated style and cutting-edge innovation. Each piece is crafted with meticulous attention to detail, ensuring not only an aesthetic that resonates with modern luxury but also a quality that stands the test of time. From the sleek contours of our designs to the opulent finishes that characterize our range, PMA | IMPERIO ceramics are a testament to our commitment to excellence in every aspect. Step into a world where elegance meets modernity, and let PMA | IMPERIO transform your spaces into a haven of upscale refinement and contemporary charm.



Products



Lucent

Lucent emerged from the Lumin collection, where the transparency of glass unveils gentle whispers of the world beyond. Light and the verdant leaves dance gracefully through the refraction, creating a symphony of movement and color, as each ray bends to reveals the delicate green beneath, casting fleeting patterns of life and nature's beauty. Lucent, with the Evodry effect, resonates deeply with those who seek a harmonious blend of elegance and the soft glow of light.



Wall: Lucent
Evo-Dry | 120x280 cm



Wall: Lucent
Evo-Dry | 120x280 cm



*Limited
Edition*

Lucent



PMA Chemical
JOINT BAND
Color Suggestion



JB-5

Size	Thickness	KG/Pallet	SQM Box	Pieces Box	KG/Box	Box/Pallet	SQM Pallet
120x280 cm	9.5 mm	2,730	3.36	-	72	36	120.96

Product details, including thickness and shade, may vary. For more information, please contact our sales department.



Marble Effect

Timeless Elegance, Reinvented

01 _____

Inspired by the grandeur of natural stone, the Marble Collection captures the intricate beauty and luxurious depth of classic marbles reimagined through cutting-edge ceramic innovation. With a refined palette and meticulous veining, each surface tells a story of sophistication and enduring style.

Whether used in modern interiors or timeless architectural spaces, this collection delivers the prestige of marble with the practicality of high-performance porcelain. Ideal for walls and floors, it offers seamless harmony between nature's legacy and contemporary living.





Euphoria Gold

Euphoria, reminiscent of Estremoz marble, is a luxurious polished product which presents a homogeneous surface with light gold details. Euphoria's elegant white background is adorned with dancing gold and blue shades fading into the misty backdrop. The milky soft surface of Euphoria creates a minimal and soothing sensation, while its crystalline texture adds depth to the design structure, making it a standout choice for architects and interior designers who are seeking to create graceful and harmonious interiors.




Wall: Euphoria Gold
Polished | 120x280 cm

Floor: Level Beige grey
Soft Matte | 120x280 cm



Euphoria Gold



PMA Chemical
JOINT BAND
Color Suggestion



JB-30

Size	Thickness	KG/Pallet	SQM Box	Pieces Box	KG/Box	Box/Pallet	SQM Pallet
120x300 cm	9.5 mm	2,950	3.6	-	82	36	129.6
120x280 cm	9.5 mm	2,730	3.36	-	72	36	120.96
60x120 cm	11.5 mm	2,250	1.44	2	38	60	86.40

Product details, including thickness and shade, may vary. For more information, please contact our sales department.



Wall: Splendor
Polished | 120x280 cm



Splendor

The elegance that lies behind the simplicity of this warm gray marble can satisfy the needs of discerning architects and designers seeking a unique product for various settings. Originating from Versace grey marble, Splendor's homogenous surface is enriched with a warm grey tone and misty golden veins. The polished surface of Splendor enhances its rich colors and intertwined details.



Splendor



**PMA Chemical
JOINT BAND**
Color Suggestion




Size	Thickness	KG/Pallet	SQM Box	Pieces Box	KG/Box	Box/Pallet	SQM Pallet
120x280 cm	9.5 mm	2,730	3.36	-	72	36	120.96
60x120 cm	11.5 mm	2,250	1.44	2	38	60	86.40

Product details, including thickness and shade, may vary. For more information, please contact our sales department.



Labradorite



Labradorite is a Canadian remarkable natural stone which is known for its healing and protective properties. Labradorite's legend talks about a warrior releasing the light trapped inside the stone. It captivates viewers with glowing highlights and an intricate texture containing dark veins and diagonal threads of blue shades. Green, gold and brown hints subtly intermingle with the predominant ultramarine blue background. This product offers elegance and sophistication with a dynamic and luxurious look.



Wall: Labradorite
Polished | 120x280 cm

Floor: Level Light Grey
Matte | 60x120 cm

Labradorite



**PMA Chemical
JOINT BAND**
Color Suggestion



Size	Thickness	KG/Pallet	SQM Box	Pieces Box	KG/Box	Box/Pallet	SQM Pallet
120x280 cm	9.5 mm	2,730	3.36	-	72	36	120.96


Product details, including thickness and shade, may vary. For more information, please contact our sales department.



Wall: Versilia
Polished | 120x280 cm

Floor: Level Beige-Grey
Soft Matte | 120x280

Counter: Altivo and Versilia
Natural



Versilia

Versilia, inspired by the renowned Greek Volakas marble which is well known for its clear and white background, creates an ideal choice for establishing a light and tranquil ambiance in any space. The pristine white canvas is gracefully adorned with clear, sharp grey veins, creating an impressive aesthetic.



Versilia



Wall: Versilia
Polished | 120x280 cm

Floor: Level Beige-Grey
Soft Matte | 120x280 cm



PMA Chemical
JOINT BAND
Color Suggestion



JB-1

Size	Thickness	KG/Pallet	SQM Box	Pieces Box	KG/Box	Box/Pallet	SQM Pallet
120x300 cm	9.5 mm	2,950	3.6	-	82	36	129.6
120x280 cm	9.5 mm	2,730	3.36	-	72	36	120.96
120x120 cm	9.5 mm	1,700	1.44	-	33	50	72.00
80x160 cm	9.5 mm	1,370	1.28	-	27	50	64.00


Product details, including thickness and shade, may vary. For more information, please contact our sales department.



Wall: Volcano
Polished | 120x280 cm

Alba Gold
Polished | 120x280 cm

Floor: Level Beige-Grey
Soft Matte | 120x280 cm



Volcano


Volcano captures the rough aesthetic nature of volcanic rock formations. Dynamic gold and brown veins carve their way through the texture, mimicking the flow of hot lava over rugged terrain. The polished surface enhances the rich colors and delicate details, adding refinement and depth to the design. The deep black background, interspersed with earthy tonalities, white veins, and warm colors, embodies both natural strength and artistic elegance.



Counter & Backsplash: Volcano Polished | 120x280 cm

Floor: Level Beige-Grey Soft Matte | 120x280 cm

Volcano



PMA Chemical JOINT BAND
Color Suggestion  JB-20

Size	Thickness	KG/Pallet	SQM Box	Pieces Box	KG/Box	Box/Pallet	SQM Pallet
120x300 cm	9.5 mm	2,950	3.6	-	82	36	129.6
120x280 cm	9.5 mm	2,730	3.36	-	72	36	120.96

Product details, including thickness and shade, may vary. For more information, please contact our sales department.



Wall: Angelite
Polished | 120x280 cm

Floor: Level Light Grey
Soft Matte | 120x280 cm

Angelite

Angelite's attributes originate from Brazilian Quartzite, which is believed to have meditative uplifting energies. This design features interplaying blue hues amid white waves, reminding of clouds and ocean waves. The vivid crystals and ethereal spots add to its mesmerizing beauty. The blue tone in this product was developed exclusively to evoke a sense of serenity and sophistication. For discerning architects in search of uniqueness and exceptionality, Angelite offers an unparalleled choice.



Wall: Angelite
Polished | 120x280 cm

Floor: Level Light Grey
Soft Matte | 120x280 cm

Angelite



PMA Chemical
JOINT BAND
Color Suggestion



JB-54

Size	Thickness	KG/Pallet	SQM Box	Pieces Box	KG/Box	Box/Pallet	SQM Pallet
120x280 cm	9.5 mm	2,730	3.36	-	72	36	120.96

Product details, including thickness and shade, may vary. For more information, please contact our sales department.



Counter: Altivo
Natural

Altivo


Originating from Jordan Grey stone, Altivo evokes a sense of authenticity and perfection. The intricate veins combined with the neutral color of this design catch the eye from a distance, inviting the viewer to come closer and engage in the experience. The grey color in this product encompasses a sense of depth and strength. This product plays a vital role in perfecting the style and elements of any environment.



Wall: Altivo
Natural | 120x280 cm

Floor: Versilia
Polished | 120x280 cm

Altivo



Wall: Altivo Natural | 120x280 cm Versilia Polished | 120x280 cm Floor: Level Light Grey Matte | 60x120 cm

PMA Chemical JOINT BAND
Color Suggestion



JB-19

Size	Thickness	KG/Pallet	SQM Box	Pieces Box	KG/Box	Box/Pallet	SQM Pallet
120x280 cm	9.5 mm	2,730	3.36	-	72	36	120.96

Product details, including thickness and shade, may vary. For more information, please contact our sales department.



Wall: Alba gold
Polished | 120x280 cm



Alba gold

Alba gold is originated from Calacatta gold marble quarried primarily in Italy. This design owes its wonder and beauty to the unique gold veins and streaks flowing in various directions and creating a harmonious symphony of opulence. The hypnotizing reflection of light on the white background reminds of a snowy landscape that brings brilliance into the design. Alba Gold combines the classic essence of natural marble with modern attributes.



Wall: Alba gold
Polished | 120x280 cm

Alba
Gold



120x280 cm
IM2435L-P
Polished | 5 Faces

PMA Chemical
JOINT BAND
Color Suggestion



JB-1

Size	Thickness	KG/Pallet	SQM Box	Pieces Box	KG/Box	Box/Pallet	SQM Pallet
120x280 cm	9.5 mm	2,730	3.36	-	72	36	120.96

Product details, including thickness and shade, may vary. For more information, please contact our sales department.



Floor: Pacific
Polished | 120x120 cm

Pacific

Pacific is the realm of calmness, evokes one of the finest Italian pure white marble with the name of Sivec white. Its clear and white homogenous character make it to be one of the best luxurious marbles, shades of white and shady gray subtle veins make it an ideal for architectural applications.





Pacific



PMA Chemical
JOINT BAND
Color Suggestion



JB-1

Size	Thickness	KG/Pallet	SQM Box	Pieces Box	KG/Box	Box/Pallet	SQM Pallet
160x320 cm	9.5 mm	2,600	5.12	-	110	22	112.64
120x300 cm	9.5 mm	2,950	3.6	-	82	36	129.6
120x280 cm	9.5 mm	2,730	3.36	-	72	36	120.96
100x100 cm	9.5 mm	2,217	2.00	2	46	48	96.00
120x120 cm	9.5 mm	1,700	1.44	-	33	50	72.00
80x160 cm	9.5 mm	1,370	1.28	-	27	50	64.00
60x120 cm	11.5 mm	2,250	1.44	2	38	60	86.40

Product details, including thickness and shade, may vary. For more information, please contact our sales department.



Wall: Blue Roma
Polished | 120x280 cm

Level Light Grey
Soft Matte | 120x280 cm

Floor: Level Light Grey
Soft Matte | 120x280 cm



Blue Roma

Blue Roma is another quartzite treasure from northeast Brazil. Its spectacular blueish-grey background with criss-crossed and graceful copper veins represents an enriched surface. The complemented contrast of the vein and background depicts an avant-garde style in your spaces. With the amazing essence of the Blue Roma texture, which represents a vibrant blue and copper mixture, you will experience a luxurious and elegance.



Wall: Blue Roma
Polished | 120x280 cm

Floor: Maxiwood Venge
Relief | 20x120 cm

Blue
Roma



**PMA Chemical
JOINT BAND**
Color Suggestion



JB-51

Size	Thickness	KG/Pallet	SQM Box	Pieces Box	KG/Box	Box/Pallet	SQM Pallet
160x320 cm	9.5 mm	2,600	5.12	-	110	22	112.64
120x280 cm	9.5 mm	2,730	3.36	-	72	36	120.96

Product details, including thickness and shade, may vary. For more information, please contact our sales department.



Onyx Avorio

Onyx Avorio is a unique and very elegant marble with a wonderful selection of white and gold hues along with distinctive veining on an ivory background have been carefully drawn together to create a cloudy, transparent effects and natural texture which draws the eye and exudes a dignified personality. The simple beauty of neutral marble tones and milky veining create the essence of pairing with a wide variety of styles and evoking an exquisite three-dimensional impression.



Onyx
Avario



PMA Chemical
JOINT BAND
Color Suggestion



Size	Thickness	KG/Pallet	SQM Box	Pieces Box	KG/Box	Box/Pallet	SQM Pallet
120x280 cm	9.5 mm	2,730	3.36	-	72	36	120.96
120x120 cm	9.5 mm	1,700	1.44	-	33	50	72.00
100x100 cm	9.5 mm	2,217	2.00	2	46	48	96.00
60x120 cm	11.5 mm	2,250	1.44	2	38	60	86.40

Product details, including thickness and shade, may vary. For more information, please contact our sales department.

Floor: Onyx Avario
Polished | 120x280 cm



Crafting Elegance with Spanish Soul

Live the Spanish Tradition


Essence of Spanish Craftsmanship in Ceramics. At PMA | IMPERIO, our Spanish roots are more than a heritage; they are a hallmark of excellence and authenticity in ceramic craftsmanship. Nestled in the heart of Spain, our brand embodies the vibrant culture, artistic history, and passionate spirit of our homeland. Each PMA | IMPERIO piece is a testament to the meticulous artistry and innovative spirit that Spanish artisans are renowned for.

We blend the timeless beauty of Spanish designs with contemporary aesthetics, creating ceramics that are not just functional, but also pieces of cultural artistry. The warm hues, intricate patterns, and exquisite textures in our products are inspired by Spain's rich artistic legacy, offering our customers a piece of Spanish elegance in their everyday lives. With PMA | IMPERIO, you don't just bring home ceramics; you bring home a piece of Spain.



Exotic

Exotic is inspired by the Brazilian Patagonia Green Quartzite which is an exquisite natural stone. This luxurious exotic quartz unveils a mixture of vibrant color palettes and impressive lush greens, adorned with bold veining that intertwines to create an intense canvas enriched with earthy shades of amber and gold. Step into the realm of luxury with "Exotic" and its stunning bookmatch pattern.



Wall: Exotic Book Match
Polished | 120x280 cm

Exotic Book Match



Wall: Exotic Book Match
Polished | 120x280 cm



**PMA Chemical
JOINT BAND**
Color Suggestion



Size	Thickness	KG/Pallet	SQM Box	Pieces Box	KG/Box	Box/Pallet	SQM Pallet
120x280 cm	9.5 mm	2,730	3.36	-	72	36	120.96

Product details, including thickness and shade, may vary. For more information, please contact our sales department.



Wall: Aurora
Polished | 120x280 cm

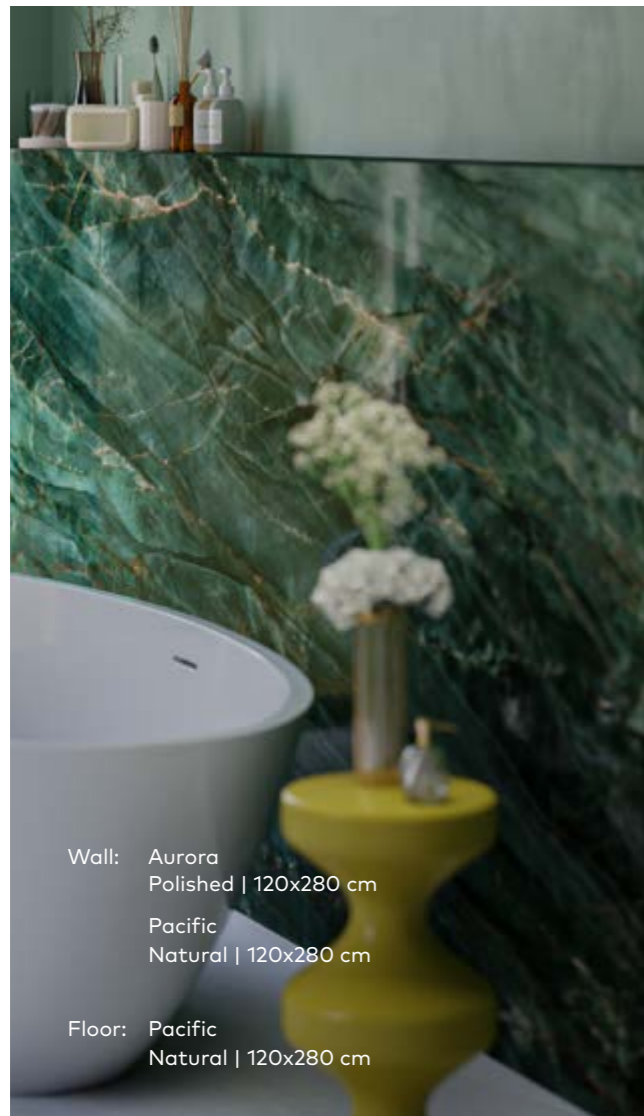
Floor: Natural Concrete Ash
Soft Matte | 120x280 cm



Aurora

Aurora was born by extraordinary details from amalgamating luxury green color, highlighting the golden veins, to lighting up golden shades of the material. To design and develop Aurora an exceptional amount of work has gone into researching and technically perfecting the final product. The outcome is a luxurious and glamorous masterpiece in each and every slab, a perfect choice to enrich interior designs.

Aurora



Wall: Aurora
Polished | 120x280 cm
Pacific
Natural | 120x280 cm

Floor: Pacific
Natural | 120x280 cm



**PMA Chemical
JOINT BAND**
Color Suggestion



JB-41

Size	Thickness	KG/Pallet	SQM Box	Pieces Box	KG/Box	Box/Pallet	SQM Pallet
120x280 cm	9.5 mm	2,730	3.36	-	72	36	120.96

Product details, including thickness and shade, may vary. For more information, please contact our sales department.

Polaris

Polaris is a new approach to modernity. Polaris has a pure white and homogeneous texture and exceptional charming linear black veins that brings minimal and modern concepts to your settings. Black and white dualism is the heart of Polaris. It sums up the purity and beauty of natural materials that creates functional and modern environments in multi-faced designs.




Wall: Polaris
Polished | 120x280 cm

Floor: Polaris
Polished | 120x280 cm

Polaris



Floor: Polaris
Polished | 120x280 cm



**PMA Chemical
JOINT BAND**
Color Suggestion



JB-1

Size	Thickness	KG/Pallet	SQM Box	Pieces Box	KG/Box	Box/Pallet	SQM Pallet
120x280 cm	9.5 mm	2,730	3.36	-	72	36	120.96
80x160 cm	9.5 mm	1,370	1.28	-	27	50	64.00

Product details, including thickness and shade, may vary. For more information, please contact our sales department.



Wall: Mystic Black
Polished | 120x280 cm

Floor: Polaris
Polished | 120x280 cm



Mystic Black

Mystic Black is an artistic marble with unique white and golden longitudinal delicate veins and deep black background. The contrast of its background and veins accompanied with moderate shades produce a refine and irreplaceable material in the world of modern luxury.



Wall: Mystic Black
Polished | 120x280 cm

Floor: Polaris
Natural | 120x280 cm

Mystic
Black



PMA Chemical
JOINT BAND
Color Suggestion



JB-20

Size	Thickness	KG/Pallet	SQM Box	Pieces Box	KG/Box	Box/Pallet	SQM Pallet
120x280 cm	9.5 mm	2,730	3.36	-	72	36	120.96

Product details, including thickness and shade, may vary. For more information, please contact our sales department.



Atlantis Black

Atlantis Black with a strong personality will add a great accent to stylish and elegant projects. Its saturated nature, sharp and vivid veins and dense background provide a visually charismatic pattern which makes this product a great choice for designers with different tastes.



Wall: Atlantis Black Book Match
Polished | 120x280 cm

Atlantis Black Book Match



Wall: Atlantis Black
Polished | 120x280 cm

Floor: Versilia
Polished | 120x280 cm



PMA Chemical
JOINT BAND
Color Suggestion



JB-20

Size	Thickness	KG/Pallet	SQM Box	Pieces Box	KG/Box	Box/Pallet	SQM Pallet
120x280 cm	9,5 mm	2,730	3,36	-	72	36	120,96

Product details, including thickness and shade, may vary. For more information, please contact our sales department.



Wall: Fantastic Grey
Polished | 120x280 cm

Floor: Polaris
Natural | 120x280 cm



Fantastic Grey

Fantastic grey features a mid-tone grey background with thin dark brown and dark grey veins. Although Fantastic Grey contains lots of details and colors, it yet keeps its grey characteristics. This marble conveys both a touch of elegance and robustness. It is an ideal choice for contemporary and modern interiors. Spaces designed by Fantastic Grey can tell stories with their unique and unforgettable details.

Fantastic Grey



Wall: Fantastic Grey
Polished | 120x280 cm

**PMA Chemical
JOINT BAND**
Color Suggestion



Size	Thickness	KG/Pallet	SQM Box	Pieces Box	KG/Box	Box/Pallet	SQM Pallet
120x280 cm	9.5 mm	2,730	3.36	-	72	36	120.96

Product details, including thickness and shade, may vary. For more information, please contact our sales department.



Panda

Panda reflects the art of nature, a white marble with black and green shades moving across its surface. Its eye-catching black veins motivate senses by inviting the viewers to feel its sophisticated chromatic intensity. Black and white combination along with green shades and inclusions in different faces makes a careful balanced pattern and veining that provides a strong personality to the interiors.



Wall: Panda
Polished | 120x280 cm

Floor: Polaris
Polished | 120x280 cm

Panda
Book Match



Wall: Panda Book Match
Polished | 120x280 cm

Floor: Polaris
Polished | 120x280 cm



PMA Chemical
JOINT BAND
Color Suggestion



JB-1

Size	Thickness	KG/Pallet	SQM Box	Pieces Box	KG/Box	Box/Pallet	SQM Pallet
120x280 cm	9.5 mm	2,730	3.36	-	72	36	120.96

Product details, including thickness and shade, may vary. For more information, please contact our sales department.



Cement Effect

Urban Simplicity, Elevated

02 _____

Inspired by the honest texture of cast concrete, the Cement Collection embraces industrial minimalism with an architectural edge. Its matte surfaces and soft tonal shifts reflect the soul of the modern cityscape.

Ideal for contemporary interiors and commercial spaces alike, it offers understated sophistication and resilient performance bringing urban spirit into refined environments.





Wall: Eminent Platinum
Soft Matte | 120x280 cm

Floor: Microcement Milk
Soft Matte | 120x280 cm




Eminent

Let's take a closer look at Eminent. This masterpiece combines the raw solidity of cement with the tactile elegance of interwoven threads where the passage of time has softly marked a heritage. Its industrial appearance is layered with a warm touch and gentle look. Through the interaction between delicacy and permanence, Eminent separates itself from conventional concrete designs and proves its potential via its five fantastic colors to match both contemporary and classic compositions.



Novelty

Eminent



PMA Chemical
JOINT BAND
Color Suggestion




Size	Thickness	KG/Pallet	SQM Box	Pieces Box	KG/Box	Box/Pallet	SQM Pallet
120x280 cm	9.5 mm	2,730	3.36	-	72	36	120.96

Product details, including thickness and shade, may vary. For more information, please contact our sales department.



Terrazzo

In a whisper of artistry, a new design emerges from scattered fragments of time. This design brings the memory of heritage stone mixed with various minerals to life. Each of the four Terrazzo tonalities is meticulously set within a field of subtle texture, resulting in a piece that feels both rooted in tradition and distinctly modern. This creation provides a unique and poetic language for design.




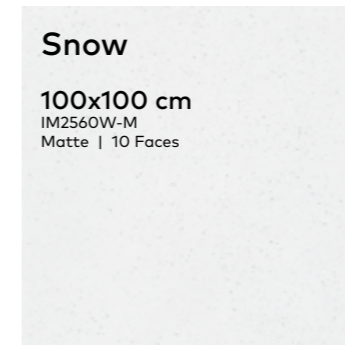

Floor: Terrazzo Chrome
Matte | 100x100 cm



Floor: Terrazzo Earth
Matte | 100x100 cm

Novelty

Terrazzo



PMA Chemical
JOINT BAND
Color Suggestion



Size	Thickness	KG/Pallet	SQM Box	Pieces Box	KG/Box	Box/Pallet	SQM Pallet
100x100 cm	9.5 mm	2,217	2.00	2	46	48	96.00

Product details, including thickness and shade, may vary. For more information, please contact our sales department.



Wall: Level Black
Soft Matte | 120x280 cm

Floor: Level Light Grey
Soft Matte | 120x280 cm



Level

Level evokes the modern appeal of homogeneous concrete surfaces. Its uniform warm grey tone, enhanced by subtle trowel traces, resonates with refined contemporary aesthetics. Additionally, Level features an elaborate rough texture resembling a natural concrete relief. Available in five sophisticated shades—Light Grey, Grey, Dark Grey, Beige Grey, and Black—Level offers a unique backdrop for any space, giving it an everlasting fashionable look.



**PMA Chemical
JOINT BAND**
Color Suggestion



Size	Thickness	KG/Pallet	SQM Box	Pieces Box	KG/Box	Box/Pallet	SQM Pallet
120x280 cm	9.5 mm	2,730	3.36	-	72	36	120.96
120x120 cm	9.5 mm	1,700	1.44	-	33	50	72.00
80x160 cm	9.5 mm	1,370	1.28	-	27	50	64.00
60x120 cm	11.5 mm	2,292	1.44	2	38	60	86.40

Product details, including thickness and shade, may vary. For more information, please contact our sales department.

**PMA Chemical
JOINT BAND**
Color Suggestion



Size	Thickness	KG/Pallet	SQM Box	Pieces Box	KG/Box	Box/Pallet	SQM Pallet
120x280 cm	9.5 mm	2,730	3.36	-	72	36	120.96
120x120 cm	9.5 mm	1,700	1.44	-	33	50	72.00
80x160 cm	9.5 mm	1,370	1.28	-	27	50	64.00
60x120 cm	11.5 mm	2,292	1.44	2	38	60	86.40

Product details, including thickness and shade, may vary. For more information, please contact our sales department.



Floor: Level Beige-Grey
Soft Matte | 120x120 cm



Level Beige Grey



**PMA Chemical
JOINT BAND**
Color Suggestion



JB-36

Size	Thickness	KG/Pallet	SQM Box	Pieces Box	KG/Box	Box/Pallet	SQM Pallet
120x280 cm	9.5 mm	2,730	3.36	-	72	36	120.96
120x120 cm	9.5 mm	1,700	1.44	-	33	50	72.00
80x160 cm	9.5 mm	1,370	1.28	-	27	50	64.00
60x120 cm	11.5 mm	2,292	1.44	2	38	60	86.40

Product details, including thickness and shade, may vary. For more information, please contact our sales department.



Level Dark Grey & Black



**PMA Chemical
JOINT BAND**
Color Suggestion



Size	Thickness	KG/Pallet	SQM Box	Pieces Box	KG/Box	Box/Pallet	SQM Pallet
120x280 cm	9.5 mm	2,730	3.36	-	72	36	120.96
80x160 cm	9.5 mm	1,370	1.28	-	27	50	64.00
60x120 cm	11.5 mm	2,292	1.44	2	38	60	86.40

Product details, including thickness and shade, may vary. For more information, please contact our sales department.



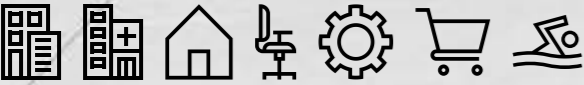
A Resounding Legacy in Iran's ceramic Expanse

In Iran's ceramic domain, PMA | IMPERIO emerges as a beacon of unmatched excellence. With an unparalleled track record in both national and private endeavors, we've adorned a staggering 10 million square meters across 2,500 architectural marvels. In facades alone, our signature graces another 4 million square meters across 1100 landmarks. Beyond numbers, our collaborative journey with 8400+ industry maestros underscore our commitment. For those in quest of ceramic perfection, PMA | IMPERIO is the destination.

PMA
collections



PMA | IMPERIO's Precision Craftsmanship & Cutting Services Beyond Compare



Usage

PMA | IMPERIO's ceramic tapestry is not just vast but resplendent in its diversity, showcasing our mastery. Whether it's the commercial core, rejuvenated office spaces, therapeutic hospitals, secure banks, luxurious hotels, or recreational arenas, our footprint is ubiquitous, echoing excellence. At PMA | IMPERIO, we don't just shape projects; we create experiences, solidifying our position as the ceramic connoisseur.

Any Shape

Craftsmanship at PMA | IMPERIO transcends creation. With our avant-garde cutting services, we promise impeccable precision, translating every architectural vision into tangible reality. At PMA | IMPERIO, perfection is the norm.



Deep Effect

Immersive Texture, Lasting Impression

01 _____

The Deep Collection draws its character from layered surfaces and tactile detail, creating a sense of depth that invites both touch and contemplation. Its textured finish captures light and shadow in dynamic ways, adding richness and dimension to any space.

Designed for interiors and exteriors that seek more than just a surface, Deep embodies sophistication through its interplay of texture and form transforming walls and floors into experiences of visual and sensory depth.





Wall: Coal Mountain
Galaxy Relief | 120x280 cm

Silver Mountain
Galaxy Relief | 120x280 cm

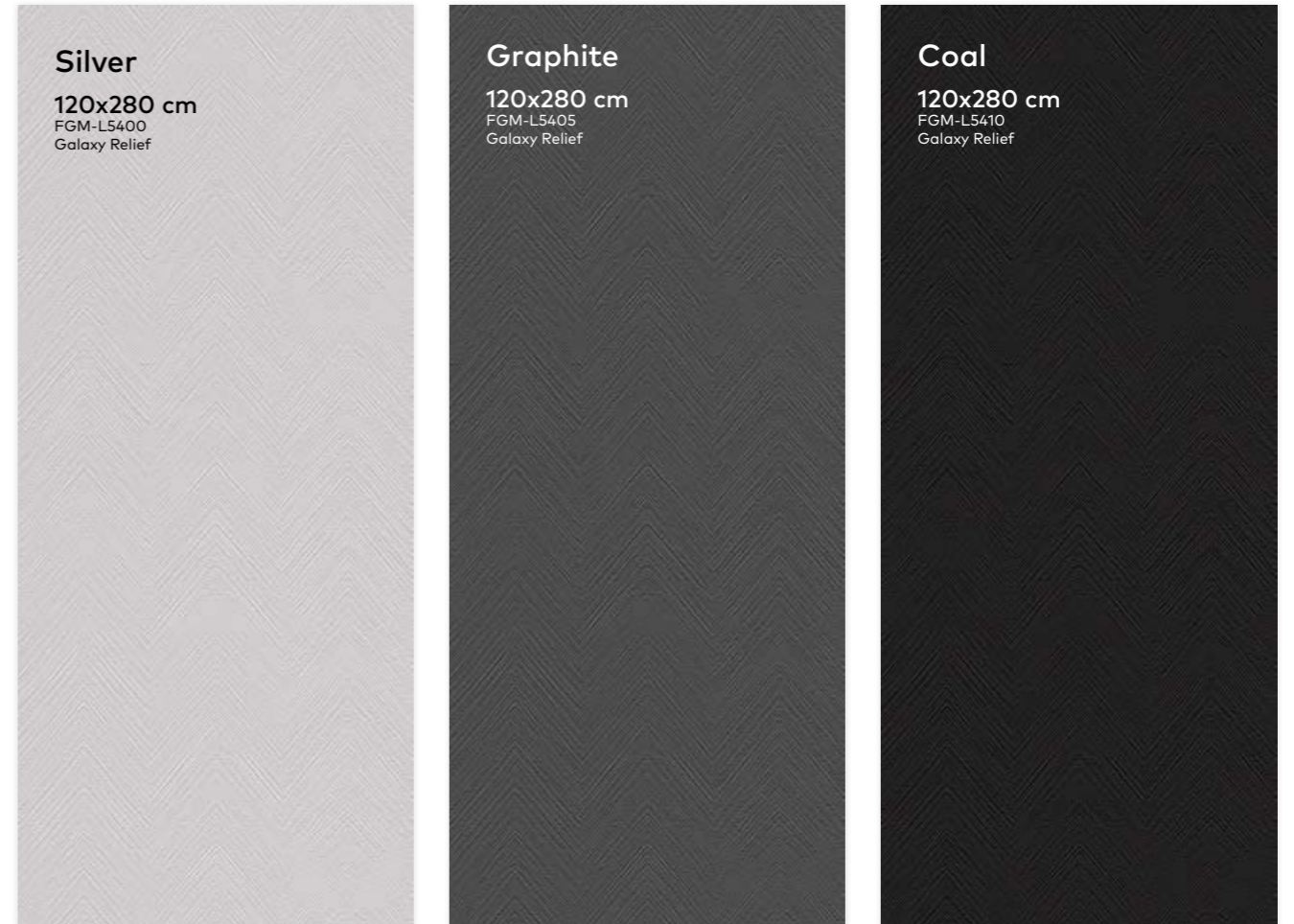

Floor: Level Light Grey
Matte | 60x120 cm

Mountain

The Chevron pattern has been used in construction since Roman Empire. It gives a sense of strength to the base and surface and that makes it trendy in construction design. Mountain relief which is the modern version of chevron pattern contains some details that perfects the texture and creates balance through variety of thickness and depth. The mono-color development of this product in three tonalities, Silver, Graphite and Coal keeps the simplicity and purity of this product while making the shining glitters more vivid and distinctive. This features also demonstrate the depth in this relief which is the especial characteristic of this collection.



Mountain



**PMA Chemical
JOINT BAND**
Color Suggestion



Size	Thickness	KG/Pallet	SQM Box	Pieces Box	KG/Box	Box/Pallet	SQM Pallet
120x280 cm	9.5 mm	2,730	3.36	-	72	36	120.96

Product details, including thickness and shade, may vary. For more information, please contact our sales department.



Wall: Wind Metal
Relief | 120x280 cm



Wind

Metal characteristics such as radiance and resistance evoke a sense of strength and luxury and metallic surface creates a subtle shine all over the space. The striped pattern of Metal's punch relief is trendy, elegant and modern. The creativity in this design is provided by the combination of the wavy lines in the relief with the dancing reflection of light on the uneven surface.



Wind 



Metal
120x280 cm
FGM-L5435
Relief

**PMA Chemical
JOINT BAND**
Color Suggestion



Size	Thickness	KG/Pallet	SQM Box	Pieces Box	KG/Box	Box/Pallet	SQM Pallet
120x280 cm	9.5 mm	2,730	3.36	-	72	36	120.96

Product details, including thickness and shade, may vary. For more information, please contact our sales department.



Design Alcove

A Confluence of Global Aesthetics and Indigenous Artistry

PMA | IMPERIO's Design Studio is a sanctuary where global trends harmonize with indigenous creativity. Home to passionate virtuosos, we ensure each creation is an epitome of timeless elegance and modern finesse. At PMA | IMPERIO's Design Studio, the future of ceramics is produced today.



Marble Effect

Timeless Elegance, Reinvented

02 _____

Inspired by the grandeur of natural stone, the Marble Collection captures the intricate beauty and luxurious depth of classic marbles reimagined through cutting-edge ceramic innovation. With a refined palette and meticulous veining, each surface tells a story of sophistication and enduring style.

Whether used in modern interiors or timeless architectural spaces, this collection delivers the prestige of marble with the practicality of high-performance porcelain. Ideal for walls and floors, it offers seamless harmony between nature's legacy and contemporary living.



Sovereign Cream

Sovereign Cream owes its elegance to the Pergamon Marble features, originating from Italy. The soft background that exudes purity and depth, makes Sovereign Cream an ideal choice for creating light and airy spaces. The subtle shades, sometimes referred to as honey tones, appear delicately within the texture, adding warmth to the overall design while white veins spreading over the background reveal the hidden grace in the layers of the design.





Floor: Sovereign Cream
Polished | 60x120 cm

Novelty

Sovereign
Cream



PMA Chemical
JOINT BAND
Color Suggestion



Size	Thickness	KG/Pallet	SQM Box	Pieces Box	KG/Box	Box/Pallet	SQM Pallet
120x300 cm	9.5 mm	2,950	3.6	-	82	36	129.6
120x280 cm	9.5 mm	2,730	3.36	-	72	36	120.96
100x100 cm	9.5 mm	2,217	2.00	2	46	48	96.00
60x120 cm	11.5 mm	2,250	1.44	2	38	60	86.40

Product details, including thickness and shade, may vary. For more information, please contact our sales department.



Floor: Mont Blanc
Polished | 120x280 cm

Counter &
Backsplash: Mont Blanc
Polished



Mont Blanc

Mont Blanc is a timeless and elegant design, a study in graceful simplicity that elevates any space with a touch of modern architecture. In this design, the canvas of pure white marble is graced with a dance of delicate veins. These winding veins, like whispers of an ancient story, form an aesthetic composition of Brazilian quartzite. The light sparse background and the flow of the veins make Mont Blanc even more remarkable with either polished or matt finish.



Wall: Mont Blanc
Polished | Book Match

Floor: Level Light Grey
Soft Matte | 120x280 cm

Novelty

Mont
Blanc



120x280 cm
FGPB-L5225
Polished | 5 Faces

FGM-L5225
Natural | 5 Faces

120x280 cm
FGPB-L5230
Polished | Book Match

60x120 cm
FGPB-R5225
Polished | 9 Faces

FGM-R5225
Matte | 9 Faces

100x100 cm
FGM-W5225
Matte | 9 Faces

Available also in size 120x300 cm
FGPB-P5230 | Polished | Book Match

PMA Chemical
JOINT BAND
Color Suggestion



JB-1

Size	Thickness	KG/Pallet	SQM Box	Pieces Box	KG/Box	Box/Pallet	SQM Pallet
120x300 cm	9.5 mm	2,950	3.6	-	82	36	129.6
120x280 cm	9.5 mm	2,730	3.36	-	72	36	120.96
100x100 cm	9.5 mm	2,217	2.00	2	46	48	96.00
60x120 cm	11.5 mm	2,250	1.44	2	38	60	86.40

Product details, including thickness and shade, may vary. For more information, please contact our sales department.



Pantheon Marble

Pantheon Marble has an outstanding styling. Its grey surface embraces pure white veining in detailed smooth base texture with disperse splashes and slight movements of taupe veins that increases the beauty and enhances the grace of Pantheon Marble's design. Pantheon Marble's minimal and modern style gives you the chance of experiencing elegance and luminosity.



Facade: Pantheon Marble Light Grey
Matte | 60x120 cm



Pantheon
Marble



Facade: Pantheon Marble Light Grey
Matte | 60x120 cm

**PMA Chemical
JOINT BAND**
Color Suggestion



Size	Thickness	KG/Pallet	SQM Box	Pieces Box	KG/Box	Box/Pallet	SQM Pallet
60x120 cm	11.5 mm	2,292	1.44	2	38	60	86.40


Product details, including thickness and shade, may vary. For more information, please contact our sales department.



Floor: Calacatta Gold
Matte | 120x120 cm




Calacatta
Gold



Calacatta Gold

Calacatta Gold marble tile is a treat to the eyes. Its creamy white background is gently infused with deep grey veining and the occasional ribbons of gold demonstrate a striking piece. The marble's natural and unlimited variation creates a luxurious artwork in every piece.



PMA Chemical
JOINT BAND
Color Suggestion



JB-1


Size	Thickness	KG/Pallet	SQM Box	Pieces Box	KG/Box	Box/Pallet	SQM Pallet
120x120 cm	9.5 mm	1,700	1.44	-	33	50	72.00

Product details, including thickness and shade, may vary. For more information, please contact our sales department.



Wall: Saint Laurent
Polished | 120x280 cm

Floor: Maxiwood Walnut
Relief | 20x120 cm




Saint Laurent

Saint Laurent Marble with black background covered by white and golden veins is one of the most beautiful marble effect tiles. The combination of black, white, and gold creates a unique look for unique designs. Infuse depth and luxury into your home with PMA's daring Marble effect floor and wall tiles.



Wall: Saint Laurent
Polished | 120x280 cm

Saint
Laurent



PMA Chemical
JOINT BAND
Color Suggestion




Size	Thickness	KG/Pallet	SQM Box	Pieces Box	KG/Box	Box/Pallet	SQM Pallet
160x320 cm	9.5 mm	2,600	5.12	-	110	22	112.64
120x280 cm	9.5 mm	2,730	3.36	-	72	36	120.96
120x240 cm	9.5 mm	2,354	2.88	-	62	36	103.68
80x160 cm	9.5 mm	1,370	1.28	-	27	50	64.00

Product details, including thickness and shade, may vary. For more information, please contact our sales department.

Elegant Blue

Elegant Blue with its unique design embodies extraordinary charm of precious gems. Appropriate for both classic and contemporary area. Its unique color, sophisticated plays of golden veins and iridescent reflections brings dynamic to any space. Elegant Blue represents a cobalt sea split by golden waves.



PMA Chemical
JOINT BAND
Color Suggestion



Size	Thickness	KG/Pallet	SQM Box	Pieces Box	KG/Box	Box/Pallet	SQM Pallet
120x280 cm	9.5 mm	2,730	3.36	-	72	36	120.96

Product details, including thickness and shade, may vary. For more information, please contact our sales department.




Floor: Nero Marquina
Polished | 120x280 cm

Nero Marquina

Nero Marquina, has the intense elegance of black marble. With its ultra-thin white veins running along an extreme black surface, Nero Marquina by PMA is a full body porcelain slab suitable for ultra-sophisticated settings. Its visual perfection provides a unique visual impact.



Nero Marquina



Floor: Nero Marquina
Polished | 120x280 cm




**PMA Chemical
JOINT BAND**
Color Suggestion



Size	Thickness ^{JB-20}	KG/Pallet	SQM Box	Pieces Box	KG/Box	Box/Pallet	SQM Pallet
160x320 cm	9.5 mm	2,600	5.12	-	110	22	112.64
120x300 cm	9.5 mm	2,950	3.6	-	82	36	129.6
120x280 cm	9.5 mm	2,730	3.36	-	72	36	120.96
120x240 cm	9.5 mm	2,354	2.88	-	62	36	103.68
80x160 cm	9.5 mm	1,370	1.28	-	27	50	64.00
60x120 cm	11.5 mm	2,292	1.44	2	38	60	86.40

Product details, including thickness and shade, may vary. For more information, please contact our sales department.




Floor: Calacatta Silva
Polished | 60x120 cm

Calacatta Silva

Calacatta Silva has the beauty of natural marble. Thanks to its porcelain character this product is suitable for private spaces to commercial world and helps architects to create a combination of modernity and practicality.



Floor: Calacatta Silva
Polished | 80x160 cm



- 160x320 cm**
FGPB-X5015
Polished | 4 Faces

FGM-X5015
Natural | 4 Faces
- 120x280 cm**
FGPB-L5015
Polished | 4 Faces

FGM-L5015
Natural | 4 Faces
- 120x240 cm**
FGPB-A5015
Polished | 4 Faces

FGM-A5015
Natural | 4 Faces
- 80x160 cm**
FGPB-C600
Polished | 7 Faces

FGM-C600
Matte | 7 Faces
- 60x120 cm**
FGPB-R600
Polished | 9 Faces

FGM-R600
Matte | 9 Faces
- 120x120 cm**
FGPB-E5015
Polished | 11 Faces

FGM-E5015
Matte | 11 Faces
- 100x100 cm**
FGPB-W600
Polished | 11 Faces

FGM-W600
Matte | 11 Faces

**PMA Chemical
JOINT BAND**
Color Suggestion



JB-1

Size	Thickness	KG/Pallet	SQM Box	Pieces Box	KG/Box	Box/Pallet	SQM Pallet
160x320 cm	9.5 mm	2,600	5.12	-	110	22	112.64
120x280 cm	9.5 mm	2,730	3.36	-	72	36	120.96
120x240 cm	9.5 mm	2,354	2.88	-	62	36	103.68
120x120 cm	9.5 mm	1,700	1.44	-	33	50	72.00
80x160 cm	9.5 mm	1,370	1.28	-	27	50	64.00
100x100 cm	9.5 mm	2,217	2.00	2	46	48	96.00
60x120 cm	11.5 mm	2,292	1.44	2	38	60	86.40

Product details, including thickness and shade, may vary. For more information, please contact our sales department.



Soaring with PMA | IMPERIO

The Pinnacle of Porcelain Facades in Iran

When it comes to pioneering porcelain facades, PMA | IMPERIO doesn't merely lead – they redefine excellence, soaring above all. As Iran's foremost trailblazer in ceramic facades, PMA | IMPERIO has transformed architectural dreams into tactile realities. Boasting an illustrious legacy of 4 million square meters of porcelain ceramics across 1100 iconic facade endeavors, PMA | IMPERIO is not just about shielding buildings but sculpting skylines. Embark on a journey with PMA | IMPERIO – where innovations take wing.



Cement Effect

Urban Simplicity, Elevated

02 _____

Inspired by the honest texture of cast concrete, the Cement Collection embraces industrial minimalism with an architectural edge. Its matte surfaces and soft tonal shifts reflect the soul of the modern cityscape.

Ideal for contemporary interiors and commercial spaces alike, it offers understated sophistication and resilient performance bringing urban spirit into refined environments.





Microcement

Modern simplicity can be achieved through harnessing natural elements. Microcement creates a singular, integrated and homogenous surface which can be seamlessly woven into any stylish architectural design with its diverse six-color palette. Distinguished Elarca punch which evokes elegance in an arced structure is a unique decorative and creative texture that generates a tactile and visual depth.



Floor: Microcement Milk
Soft Matte | 120x280 cm

Counter & Backsplash: Microcement Milk
Soft Matte | 120x280 cm



Novelty

Microcement



Floor: Microcement Milk
Soft Matte | 120x280 cm

Counter & Backsplash: Microcement Milk
Soft Matte | 120x280 cm

PMA Chemical
JOINT BAND
Color Suggestion



Size	Thickness	KG/Pallet	SQM Box	Pieces Box	KG/Box	Box/Pallet	SQM Pallet
120x280 cm	9.5 mm	2,730	3.36	-	72	36	120.96
60x120 cm	11.5 mm	2,250	1.44	2	38	60	86.40

Product details, including thickness and shade, may vary. For more information, please contact our sales department.

Novelty

Microcement



Wall: Microcement Toffee
Relief | 60x120 cm



PMA Chemical
JOINT BAND
Color Suggestion



Size	Thickness	KG/Pallet	SQM Box	Pieces Box	KG/Box	Box/Pallet	SQM Pallet
60x120 cm	11.5 mm	2,250	1.44	2	38	60	86.40

Product details, including thickness and shade, may vary. For more information, please contact our sales department.



Wall: Microcement Milk Elarca Relief | 120x280 cm

Floor: Microcement Latte Soft Matte | 120x280 cm




Novelty

Microcement



Milk
120x280 cm
FGM-L5550
Elarca Relief



Charcoal
120x280 cm
FGM-L5555
Elarca Relief

PMA Chemical
JOINT BAND
Color Suggestion



Size	Thickness	KG/Pallet	SQM Box	Pieces Box	KG/Box	Box/Pallet	SQM Pallet
120x280 cm	9.5 mm	2,730	3.36	-	72	36	120.96

Product details, including thickness and shade, may vary. For more information, please contact our sales department.



Facade: Beton Art Shadow
Matte | 60x120 cm

Beton Art Smoke
Matte | 60x120 cm



Beton Art

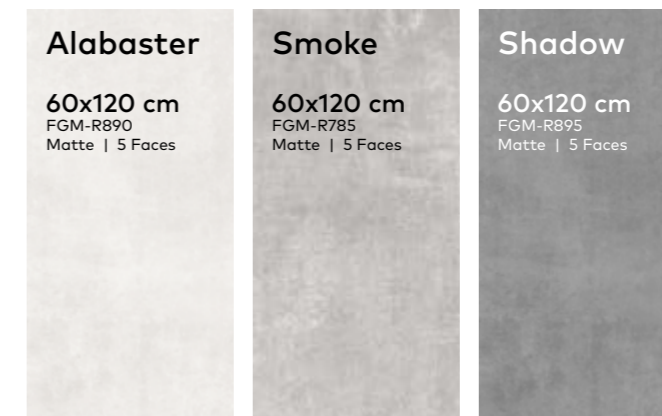
The interpreter of an essential but sophisticated style that stands out for the possibility of multiple combinations of cement effects designed to create integration, key element of the most attractive combination of concrete surface.



Floor: Beton Art Alabaster
Matte | 60x120 cm

Novelty

Beton Art 



PMA Chemical
JOINT BAND
Color Suggestion



Size	Thickness	KG/Pallet	SQM Box	Pieces Box	KG/Box	Box/Pallet	SQM Pallet
60x120 cm	11.5 mm	2,292	1.44	2	38	60	86.40

Product details, including thickness and shade, may vary. For more information, please contact our sales department.



**Natural
Concrete
Palette**
Discover versatility
in 18 colors





Natural Concrete

A concrete-effect collection which combines all the advantages of ceramic tiles with a perfect look to create a strong contemporary allure. Thanks to natural textures and neutral colors, concrete effect tiles are the perfect solution to a contemporary and minimalism style of design. Versatile collections to use in residential contexts and also administrative and industrial projects for indoor and outdoor spaces.



Floor: Natural Concrete Ash
Soft Matte | 120x120 cm





Natural Concrete Ash



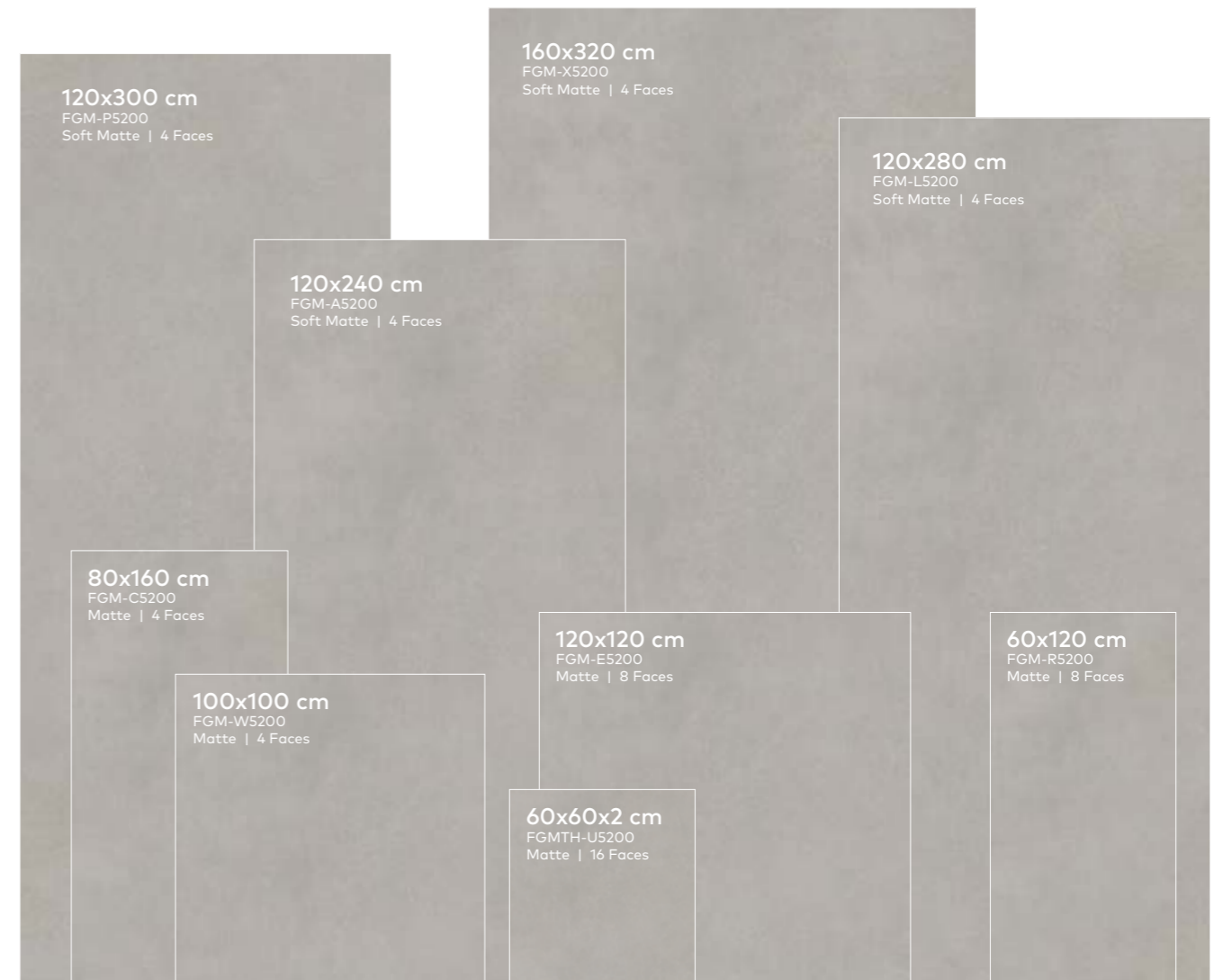
PMA Chemical
JOINT BAND
Color Suggestion



Size	Thickness	KG/Pallet	SQM Box	Pieces Box	KG/Box	Box/Pallet	SQM Pallet
160x320 cm	9.5 mm	2,600	5.12	-	110	22	112.64
120x300 cm	9.5 mm	2,950	3.6	-	82	36	129.6
120x280 cm	9.5 mm	2,730	3.36	-	72	36	120.96
120x240 cm	9.5 mm	2,354	2.88	-	62	36	103.68
120x120 cm	9.5 mm	1,700	1.44	-	33	50	72.00
80x160 cm	9.5 mm	1,370	1.28	-	27	50	64.00
100x100 cm	9.5 mm	2,217	2.00	2	46	48	96.00
60x120 cm	11.5 mm	2,292	1.44	2	38	60	86.40

Product details, including thickness and shade, may vary. For more information, please contact our sales department.

Natural Concrete Light Grey



PMA Chemical
JOINT BAND
Color Suggestion

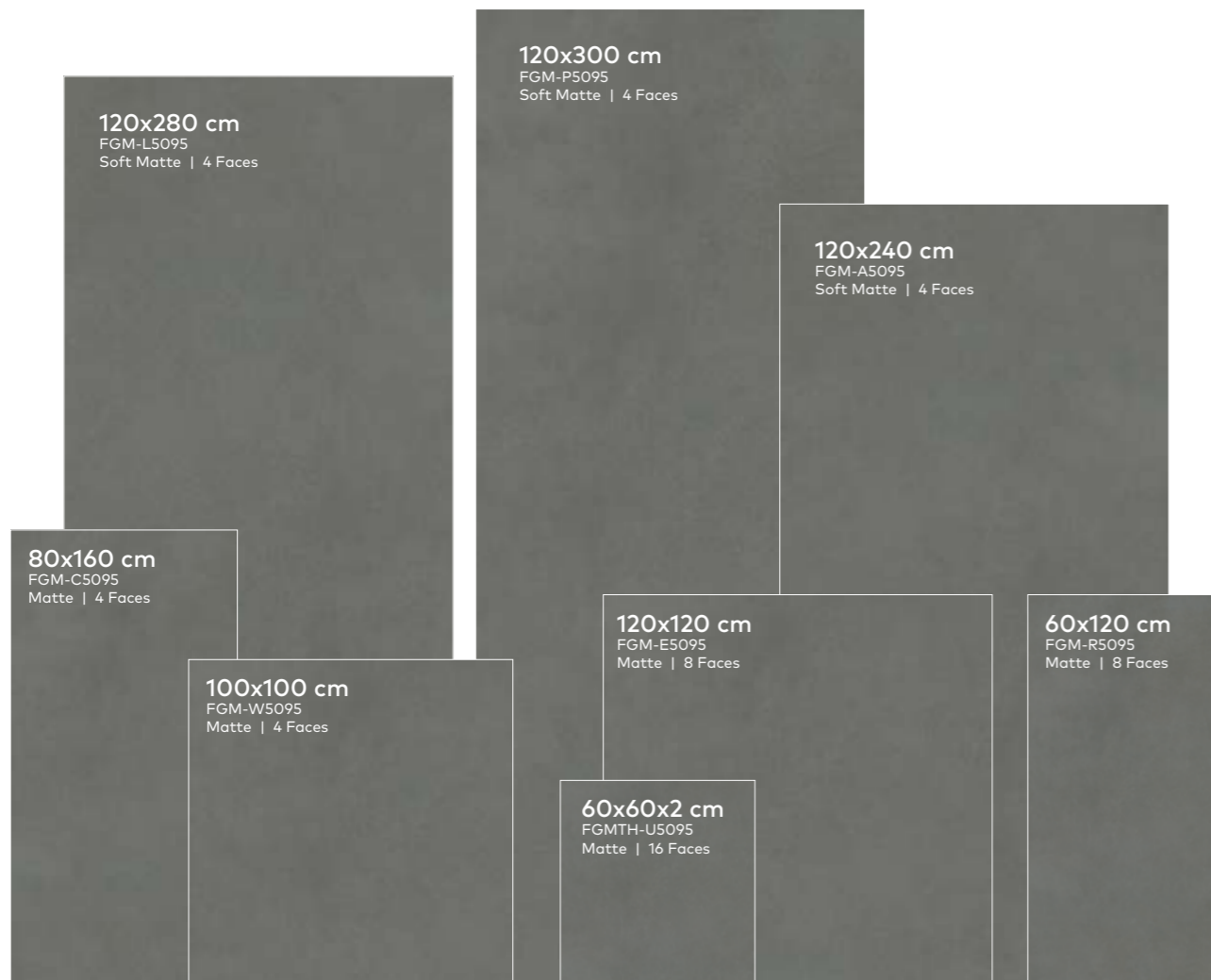


Size	Thickness	KG/Pallet	SQM Box	Pieces Box	KG/Box	Box/Pallet	SQM Pallet
120x300 cm	9.5 mm	2,950	3.60	-	82	36	129.60
120x280 cm	9.5 mm	2,730	3.36	-	72	36	120.96
120x240 cm	9.5 mm	2,354	2.88	-	62	36	103.68
120x120 cm	9.5 mm	1,700	1.44	-	33	50	72.00
80x160 cm	9.5 mm	1,370	1.28	-	27	50	64.00
100x100 cm	9.5 mm	2,217	2.00	2	46	48	96.00
60x120 cm	11.5 mm	2,292	1.44	2	38	60	86.40
60x60x2 cm	25 mm	2,220	0.32	2	33	40	12.80

Product details, including thickness and shade, may vary. For more information, please contact our sales department.



Natural Concrete Grey



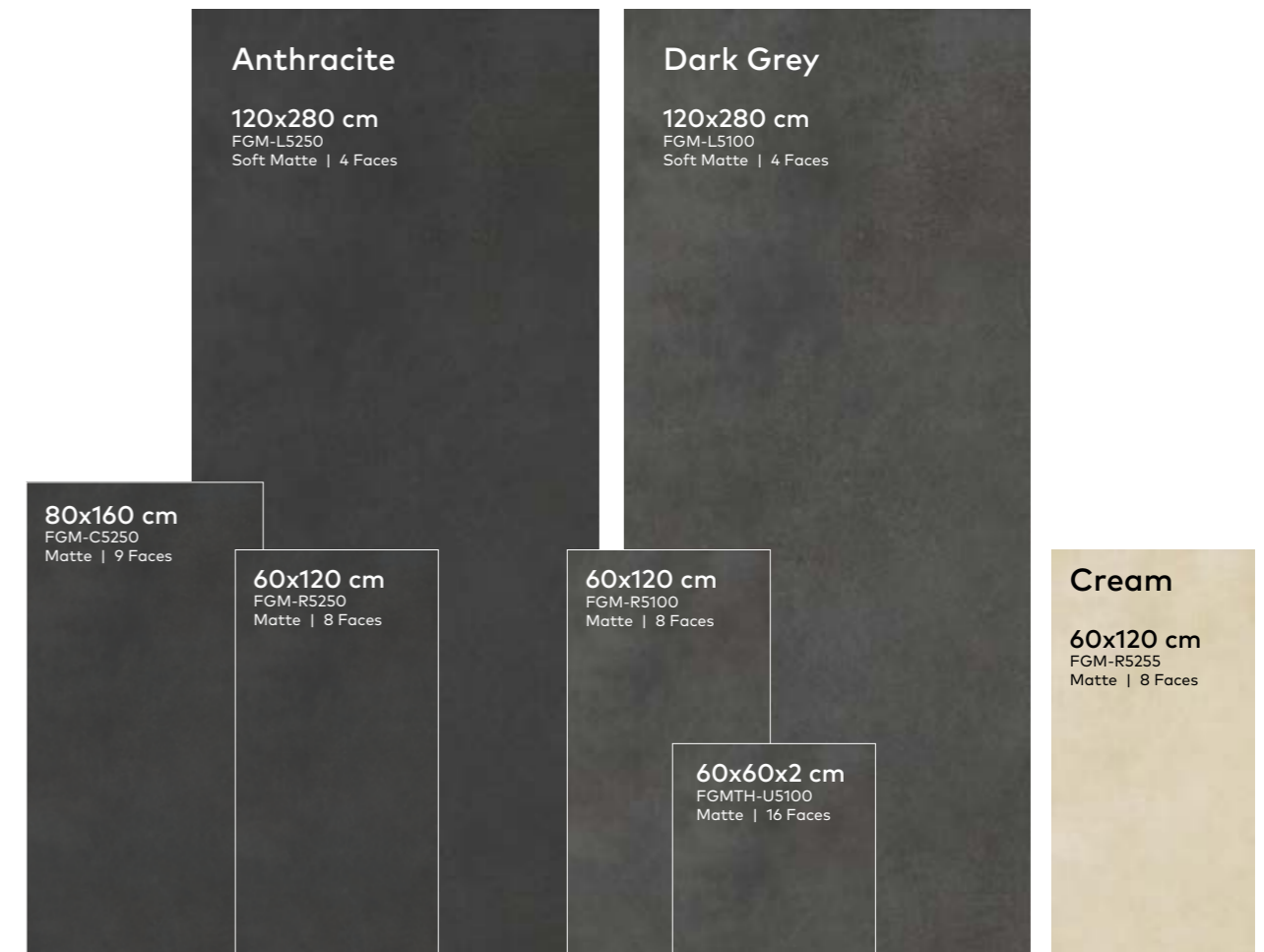
**PMA Chemical
JOINT BAND**
Color Suggestion



Size	Thickness	KG/Pallet	SQM Box	Pieces Box	KG/Box	Box/Pallet	SQM Pallet
120x300 cm	9.5 mm	2,950	3.60	-	77	36	129.60
120x280 cm	9.5 mm	2,730	3.36	-	72	36	120.96
120x240 cm	9.5 mm	2,354	2.88	-	62	36	103.68
120x120 cm	9.5 mm	1,700	1.44	-	33	50	72.00
80x160 cm	9.5 mm	1,370	1.28	-	27	50	64.00
100x100 cm	9.5 mm	2,217	2.00	2	46	48	96.00
60x120 cm	11.5 mm	2,292	1.44	2	38	60	86.40
60x60 cm	20 mm	1,242	0.72	2	31	40	28.80

Product details, including thickness and shade, may vary. For more information, please contact our sales department.

Natural Concrete



**PMA Chemical
JOINT BAND**
Color Suggestion



Size	Thickness	KG/Pallet	SQM Box	Pieces Box	KG/Box	Box/Pallet	SQM Pallet
120x280 cm	9.5 mm	2,730	3.36	-	72	36	120.96
80x160 cm	9.5 mm	1,370	1.28	-	27	50	64.00
60x120 cm	11.5 mm	2,292	1.44	2	38	60	86.40
60x60 cm	20 mm	1,242	0.72	2	31	40	28.80

Product details, including thickness and shade, may vary. For more information, please contact our sales department.



Floor: Natural Concrete Green
Matte | 60x120 cm

Natural Concrete Ivory
Matte | 60x120 cm



Wall: Natural Concrete Blue
Matte | 60x120 cm

Natural Concrete Ash
Matte | 60x120 cm

Floor: Natural Concrete Cream
Matte | 60x120 cm


Wash Basin: Natural Concrete Blue & Ash
Matte



Wall: Natural Concrete Red
Matte | 60x120 cm

Natural Concrete Ivory
Matte | 60x120 cm

Floor: Natural Concrete Ivory
Matte | 60x120 cm



Wall: Natural Concrete Cotto
Matte | 60x120 cm


Natural Concrete Ash
Matte | 60x120 cm

Floor: Natural Concrete Ash
Matte | 60x120 cm



Wall: Natural Concrete Yellow Matte | 60x120 cm
 Floor: Natural Concrete Grey Matte | 60x120 cm

Natural
Concrete



Wall: Natural Concrete Turquoise Matte | 60x120 cm
 Floor: Natural Concrete Ash Matte | 60x120 cm




Cotto	Red	Blue	Turquoise	Green	Yellow
60x120 cm FGM-R5265 Matte 8 Faces	60x120 cm FGM-R5270 Matte 8 Faces	60x120 cm FGM-R5275 Matte 8 Faces	60x120 cm FGM-R5280 Matte 8 Faces	60x120 cm FGM-R5285 Matte 8 Faces	60x120 cm FGM-R5290 Matte 8 Faces

PMA Chemical
JOINT BAND
Color Suggestion



Size	Thickness	KG/Pallet	SQM Box	Pieces Box	KG/Box	Box/Pallet	SQM Pallet
60x120 cm	11.5 mm	2,292	1.44	2	38	60	86.40

Product details, including thickness and shade, may vary. For more information, please contact our sales department.



Wall: Natural Concrete Orchid Matte | 60x120 cm
 Floor: Natural Concrete Ivory Matte | 60x120 cm

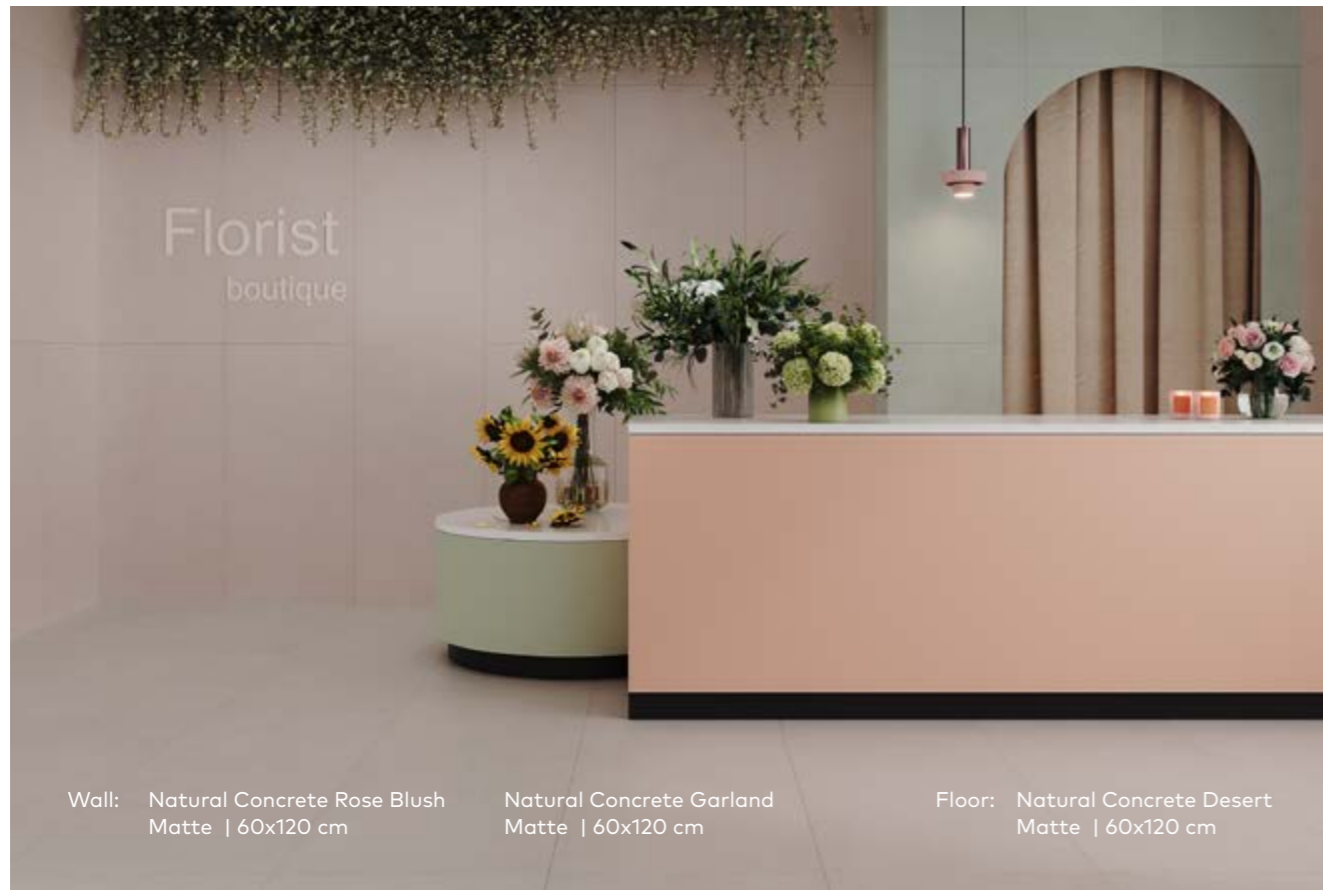


Wall: Natural Concrete Garland Matte | 60x120 cm
 Floor: Natural Concrete Desert Matte | 60x120 cm



Wall: Natural Concrete Cloudy Matte | 60x120 cm
 Floor: Natural Concrete Desert Matte | 60x120 cm





Wall: Natural Concrete Rose Blush
Matte | 60x120 cm

Natural Concrete Garland
Matte | 60x120 cm

Floor: Natural Concrete Desert
Matte | 60x120 cm




Wall: Natural Concrete Garland
Matte | 60x120 cm

Floor: Natural Concrete Ivory
Matte | 60x120 cm



Natural
Concrete



Ivory
120x280 cm
FGM-L5260
Soft Matte | 4 Faces



Garland

60x120 cm
FGM-R5340
Matte | 8 Faces

Cloudy

60x120 cm
FGM-R5345
Matte | 8 Faces

Orchid

60x120 cm
FGM-R5350
Matte | 8 Faces

Rose Blush

60x120 cm
FGM-R5355
Matte | 8 Faces

Desert

60x120 cm
FGM-R5360
Matte | 8 Faces

Ivory

60x120 cm
FGM-R5260
Matte | 8 Faces

PMA Chemical
JOINT BAND
Color Suggestion



Size	Thickness	KG/Pallet	SQM Box	Pieces Box	KG/Box	Box/Pallet	SQM Pallet
120x280 cm	9.5 mm	2,730	3.36	-	72	36	120.96
60x120 cm	11.5 mm	2,292	1.44	2	38	60	86.40

Product details, including thickness and shade, may vary. For more information, please contact our sales department.



Elevating Standards, Crafting Excellence

In an epoch where global standards benchmark quality, PMA | IMPERIO endeavors to transcend. Anchored by our avant-garde quality control lab, each ceramic piece evolves into a paragon of perfection. Our alliance with the standards organization amplifies our commitment. At PMA | IMPERIO, we don't chase standards; we generate them.

STANDARDS



European standard that defines terms and specifications of ceramic tiles



ISO 9001 is the international standard for quality management system



Institute of Standards and Industrial Research of Iran

TEST REPORTS



CE marking is an administrative marking that indicates conformity with health, safety, and environmental protection standards for products sold within the European Economic Area.



Seramik Araştırma Merkezi Turkish Ceramic Research Center Standard testing laboratory



Ministry of Road & Urban Development Road, Housing & Urban Development Research Center



Laboratorio Cerámico Sebastián Carpi was the first national laboratory tests to be created for the evaluation of the quality of ceramic tiles.



Modena Centro Prove s.r.l. è un laboratorio di prova che opera nel settore delle analisi chimiche e dei servizi tecnologici.



Stone Effect

Raw Beauty, Refined

04 _____

Echoing the enduring strength and organic textures of quarried stone, the Stone Collection blends rugged character with contemporary elegance. Its surfaces evoke landscapes shaped by time, offering a grounded, elemental aesthetic.

Perfect for spaces that seek a balance between authenticity and design sophistication, this collection celebrates nature's raw power refined for modern architecture and interior design.



Romano

Romano reveals the aesthetics of travertine which is a trendy design. The delicate signature streaks and tonal gradients, evoke a visual depth. Romano in cream and bone creates a balance between nature's simplicity and modern possibilities.



Wall: Romano Cream
Natural | 120x280 cm

Floor: Romano Cream
Natural | 120x280 cm



Wall: Romano Bone
Natural | 120x280 cm

Floor: Romano Bone
Natural | 120x280 cm



Novelty

Romano



Bone
120x280 cm
FGM-L5530
Natural | 5 Faces



Cream
120x280 cm
FGM-L5535
Natural | 5 Faces

PMA Chemical
JOINT BAND
Color Suggestion



Size	Thickness	KG/Pallet	SQM Box	Pieces Box	KG/Box	Box/Pallet	SQM Pallet
120x280 cm	9.5 mm	2,730	3.36	-	72	36	120.96

Product details, including thickness and shade, may vary. For more information, please contact our sales department.



Floor: Riven Slate Iron
Relief | 60x120 cm




Riven Slate

Riven Slate is a mesmerizing creation inspired by volcanic rocks found in the east. It beautifully combines the elements of earth and water, as the magma of volcanoes meets cold waters to form captivating rock formations. This unique design is widely favored in contemporary and modern architecture, particularly for large surfaces. With its sophisticated blend of intense greys and neutral tones, Riven Slate effortlessly infuses any space with a minimal and modern style. The product's relief surface further enhances its appeal, adding depth and texture to its timeless charm and layered structure.



Novelty

Riven
Slate



Facade: Riven Slate Sand
Relief | 60x120 cm



**PMA Chemical
JOINT BAND**
Color Suggestion



Size	Thickness	KG/Pallet	SQM Box	Pieces Box	KG/Box	Box/Pallet	SQM Pallet
60x120 cm	11.5 mm	2,292	1.44	2	38	60	86.40

Product details, including thickness and shade, may vary. For more information, please contact our sales department.



Riven
Slate



**PMA Chemical
JOINT BAND**
Color Suggestion



Size	Thickness	KG/Pallet	SQM Box	Pieces Box	KG/Box	Box/Pallet	SQM Pallet
120x280 cm	9.5 mm	2,730	3.36	-	72	36	120.96
60x60 cm	20 mm	1,242	0.72	2	31	40	28.80

Product details, including thickness and shade, may vary. For more information, please contact our sales department.



Stellar

Imagine a night sky captured in a surface, where the deep black surface shimmers with the subtle brilliance of distant stars. The polished surface reflects light in a way that feels almost otherworldly, casting a warm glow that brings a touch of luxury to any space. This design envelops your interior in a sense of mystery and allure, as if each tiny glimmer holds a secret, waiting to be discovered. It's an invitation to experience elegance at its most profound.




Wall: Stellar
Polished | 120x280 cm

Floor: Calacatta Silva
Matte | 60x120 cm



Wall: Stellar
Polished | 120x280 cm

Counter & Backsplash: Stellar
Polished



**PMA Chemical
JOINT BAND**
Color Suggestion



JB-20


Size	Thickness	KG/Pallet	SQM Box	Pieces Box	KG/Box	Box/Pallet	SQM Pallet
120x280 cm	9.5 mm	2,730	3.36	-	72	36	120.96

Product details, including thickness and shade, may vary. For more information, please contact our sales department.



Native

Native is an elegant slate with delicate and light veins that are deeply interwoven to create a subtle and sophisticated pattern. Native's relief texture evokes a modern interpretation of natural stone in a way that its low contrast and homogenous theme make it a perfect backdrop for any design style. It is time to upgrade your space with the natural beauty of Native and experience the durability of porcelain with a touch of natural stone charm.



Facade: Native Light Grey
Relief | 60x120 cm

Native Black
Relief | 60x120 cm

Floor: Native Light Grey
Relief | 60x120 cm



Wall: Native White
Relief | 60x120 cm

Floor: Native Light Grey
Relief | 60x120 cm

Native Dark Grey
Relief | 60x120 cm




**PMA Chemical
JOINT BAND**
Color Suggestion




Size	Thickness	KG/Pallet	SQM Box	Pieces Box	KG/Box	Box/Pallet	SQM Pallet
60x120 cm	11.5 mm	2,292	1.44	2	38	60	86.40

Product details, including thickness and shade, may vary. For more information, please contact our sales department.



Facade: Stonetech Bone
Relief | 60x120 cm
Stonetech Light Grey
Relief | 60x120 cm



Stonetech

Stonetech is «monolithic»; it indicates harmony despite being unified. Stonetech comes with a natural stone relief that is soft to touch, yet express a fine natural stone look surface. Parallel details with a sufficient amount of monotone surface make this design fashionable yet suitable for facade and outdoor applications.



Facade: Stonetech Bone
Relief | 60x120 cm

Stonetech Coal Grey
Relief | 60x120 cm



**PMA Chemical
JOINT BAND**
Color Suggestion



Size	Thickness	KG/Pallet	SQM Box	Pieces Box	KG/Box	Box/Pallet	SQM Pallet
60x120 cm	11.5 mm	2,292	1.44	2	38	60	86.40

Product details, including thickness and shade, may vary. For more information, please contact our sales department.



Elite Brigade

A Sales Engineering Team Beyond Compare

In the intricate world of ceramics, while the product's quality is paramount, it's the people behind the scenes who truly shape a brand's legacy. And at the heart of PMA | IMPERIO's success story lies its formidable sales engineering team.

This isn't just any team; it's a powerhouse of knowledge and expertise. Comprising 30 civil engineers and 21 architects, each member is an alumnus of the country's premier educational institutions. Their academic accolades only scratch the surface of their prowess. Armed with a deep understanding of both engineering intricacies and architectural nuances, they seamlessly bridge the gap between a client's vision and PMA | IMPERIO's ceramic masterpieces. But beyond their technical acumen, what truly sets them apart is their consultative approach. They're not just salespeople; they're partners in creation, ensuring that every project doesn't just meet but exceeds expectations.

With PMA | IMPERIO's sales engineering team, clients aren't just purchasing ceramics; they're investing in a legacy of excellence, guided by the industry's brightest minds.

This narrative paints PMA | IMPERIO's sales engineering team as an elite group, highlighting their educational background, technical expertise, and consultative approach.



Metal Effect

Industrial Edge, Modern Allure

05 _____

With bold metallic finishes and oxidized textures, the Metal Collection channels the raw energy of urban industry. From brushed steel to weathered iron, each surface reflects light in dynamic ways, adding depth and drama.


Ideal for cutting-edge interiors, retail spaces, and statement walls, it delivers a striking fusion of avant-garde design and technical excellence.





Oxide

Oxide is a remarkable slab that stands out with its unique and captivating design. With fabulous decorations and metal reflections, it offers the perfect opportunity to create dramatic and industrial spaces. Its intriguing mix of corten brown hues, light shades transitioning towards light grey, and a captivating matte metallic aesthetic that adds a touch of interest to any room. Oxide's noticeable oxidized appearance and warm colors instantly infuse character into your space. Combining the beauty of metal with the exceptional performance of ceramic in terms of resistance and ease of maintenance, Oxide is truly a remarkable choice.



Facade: Oxide
Metal | 120x280 cm



Facade: Oxide
Metal | 120x280 cm



**PMA Chemical
JOINT BAND**
Color Suggestion



JB-35

Size	Thickness	KG/Pallet	SQM Box	Pieces Box	KG/Box	Box/Pallet	SQM Pallet
120x280 cm	9.5 mm	2,730	3.36	-	72	36	120.96

Product details, including thickness and shade, may vary. For more information, please contact our sales department.



Complementary product portfolio

In the ceramic realm, PMA | IMPERIO sprawls as a masterpiece. Beyond porcelain ceramics, our offerings resonate with the brand's touch of quality and innovation. Whether it's foundational construction chemicals, exquisite furniture, or precision cutting PMA | IMPERIO promises excellence.



Wood Effect

Nature's Warmth, Reimagined

06 _____

The Wood Collection captures the timeless charm and warmth of natural timber transformed through advanced porcelain craftsmanship. Every grain, knot, and tone tells a story of comfort, tradition, and tactility.

Designed to bring organic serenity into any space, this collection combines the coziness of wood with the durability and ease of porcelain perfect for both rustic retreats and contemporary homes.





Wall: Maxiwood Almond
Relief | 20x120 cm

Floor: Maxiwood Almond
Relief | 20x120 cm



Maxiwood

Maxiwood is a great mix of warmth and elegance which is perfectly in harmony with the latest innovative trends. Maxiwood surface is enhanced by relief punch that gives natural touch with new emotion of wooden material character and personality to every setting. Thanks to the stable nature of porcelain, Maxiwood is able to tackle every condition and offers new uses of wood for floors and walls in residential and commercial spaces.



Floor: Maxiwood Walnut Relief | 20x120 cm

Maxiwood



Almond

20x120 cm
FGM-BB10
Relief | 12 Faces



Walnut

20x120 cm
FGM-BB15
Relief | 12 Faces



Venge

20x120 cm
FGM-BB20
Relief | 12 Faces



PMA Chemical JOINT BAND
Color Suggestion



Size	Thickness	KG/Pallet	SQM Box	Pieces Box	KG/Box	Box/Pallet	SQM Pallet
20x120 cm	11.5 mm	2,021	0.96	4	26	84	80.64

Product details, including thickness and shade, may vary. For more information, please contact our sales department.



Unique Effect

Purity Perfected

07 _____

A celebration of simplicity, Unique embodies the essence of minimal design where pure white becomes the ultimate expression of sophistication.

Every surface reflects calm, light, and clarity, creating an atmosphere that feels open, balanced, and timeless. Designed for spaces that speak softly yet leave a lasting impression, Unique transforms simplicity into a statement of refined elegance.






Monocolor
White



Monocolor White

A perfect synthesis of technology, simplicity and pureness, living all in full colors. From light of white to darkness of black with combination of joyful day colors. Monocolor series of PMA make dreams of architects comes true by offering them a range of selected colors to create genial, flawless and solid spaces.



60x120 cm
GM-R9305
Matte

PMA Chemical
JOINT BAND
Color Suggestion



JB-1

Size	Thickness	KG/Pallet	SQM Box	Pieces Box	KG/Box	Box/Pallet	SQM Pallet
60x120 cm	11.5 mm	2,292	1.44	2	38	60	86.40

Product details, including thickness and shade, may vary. For more information, please contact our sales department.

Crafting Iconic Facades & Beyond

In the architectural sonnet, a facade is the chorus. PMA | IMPERIO ceramics are not just crafted for beauty but curated for an everlasting imprint. From bustling commercial hubs to serene hospitals, our ceramics are a symphony of design and durability.



Technical Information

CHARACTERISTICS	Annex G Group Bla		Test Method	PMA IMPERIO Test Result
	Requirments for normal size n >15cm			
DIMENSIONS AND SURFACE QUALITY				
Length and width (cm)	±0.6%	max ±2mm	EN ISO 10545-2	Affirmative
Thickness	5%	max ±0.5mm	EN ISO 10545-2	Affirmative
Rectangularity	±0.5%	max ±2mm	EN ISO 10545-2	Affirmative
Straightness of sides	±0.5%	max ±1.5mm	EN ISO 10545-2	Affirmative
Surface flatness	±0.5%	max ±2mm	EN ISO 10545-2	Affirmative
SURFACE FLATNESS				
a) Center curvature ,related to diagonal calculated from the work sizes	0.50%	max ±2mm	EN ISO 10545-2	Affirmative
b) Edge curvature, related to the corresponding work size	±0.5%	max ±2mm	EN ISO 10545-2	Affirmative
c) Warpage, related to diagonal calculated from the work size	±0.5%	max ±2mm	EN ISO 10545-2	Affirmative
PHYSICAL PROPERTIES				
Water absorption (in %by mass)	E ≤%0.5 Individual Maximum %0.6		EN ISO 3-10545	Affirmative
BREAKING STRENGTH (N) for Thickness ≥7.5mm	Not Less Than 1300N		EN ISO 4-10545	Affirmative
Flexural tensile strength or Modulus of rupture (N /mm²)	"Minimum 35N /mm² Individual Minimum 32N /mm²"			Affirmative

CHARACTERISTICS	Annex G Group Bla		Test Method	PMA IMPERIO Test Result
	Requirments for normal size n >15cm			
PHYSICAL PROPERTIES				
Impact resistance ,as: Coefficient of restitution (COR)	Declared Value		EN ISO 5-10545	Affirmative
Resistance to deep abrasion of unglazed tiles: Removed value (mm³)	Maximum 175 mm³		EN ISO 6-10545	Affirmative
Resistance to surface abrasion of glazed tiles intended for use on floors	Abrasion class and cycles passed		EN ISO 7-10545	Affirmative
Coefficient of linear thermal expansion	Declared Value		EN ISO 8-10545	Affirmative
Resistance to thermal shock	Pass according to EN ISO 1-10545		EN ISO 9-10545	Affirmative
Frost resistance	Pass according to EN ISO 1-10545		EN ISO 12-10545	Affirmative
CHEMICAL PROPERTIES				
Resistance to the low concentration of acids & alkanes	Declared Value		EN ISO 13-10545	Affirmative
Resistance to the high concentration of acids & alkanes	Declared Value			Affirmative
Resistance to household chemicals & swimming pool salts	Minimum Class B			Affirmative
Resistance to staining (glazed tiles)	Minimum Class 3		EN ISO 14-10545	Affirmative
Resistance to staining (Unglazed tiles)	Declared value		EN ISO 14-10545	Affirmative

Technical Characteristics

WATER ABSORPTION

ISO 10545-3

The water absorption of IMPERIO slabs is minimized thanks to production and quality control standards of an extremely high level, which guarantees compactness and a reduced level of porosity. The value given in the tables of technical characteristics refers to the percentage of water absorbed with respect to the mass.

BENDING RESISTANCE

ISO 10545-4

The value expressed allows an analysis of the ability of the slabs to withstand static and dynamic stress in the test conditions.

ABRASION RESISTANCE

ISO 10545-6

The test is performed on unglazed (UGL) surfaces in order to determine the quantity of material that is removed following the action of an abrasive disc (150 revs). The IMPERIO slabs prove to be more resistant the less material is removed by the disc.

FROST RESISTANCE

ISO 10545-12

Outdoor applications are particularly prone to deterioration due to frost, because in the event that any water absorbed turns into ice, this can lead to the tile breaking. The IMPERIO slabs are not damaged by frost in any way thanks to their compactness and low porosity.

RESISTANCE TO CHEMICAL AGGRESSION

ISO 10545-13

The laboratory analysis is able to determine the resistance of glazed (GL) and unglazed (UGL) surfaces to chemical aggression by using acids and bases with a high concentration in line with the following classification: LA, HA, A: no visible effect.

SLIPPERINESS

DIN 51130-1

In this test, a person is asked to stand on a flat surface covered with tiles and sprinkled with oil. This surface is then tilted until the person, wearing specific footwear, starts to slip. The following classification is established by the angle of inclination of the tiled surface at the moment the person starts to slip:

up to <6° unclassified
6°< to 10° R9

STAIN RESISTANCE

ISO 10545-14

Three different elements (oil, iodine solution, and green chrome solution) are applied to and left on the tiles for 24 hours, after which they are then cleaned:

» Class E 5

The stain is removed with hot running water for 5 minutes.

» Class E 4

The stain is removed using a weak neutral detergent and a non-abrasive sponge.

» Class E 3

The stain is removed using a basic detergent containing an abrasive agent and

a rotating brush with hard bristles.

» Class E 2

The stain is removed using a suitable solvent, left on the stain for 24 hours.

» Class E1

The stain cannot be removed.

CHARACTERISTICS OF THE IMPERIO SLABS

The IMPERIO slabs are produced only with natural, mineral raw materials. Research on the product has made it possible to obtain an effect that is extremely close to the natural material, with the advantage that the typical defects and blemishes in the original product found in nature can be removed using technology.

» Basic formats and special trim can be supplied in autonomous shades.

Any minor variations in size fall within the standard tolerance values;

» Any minor dots add to the natural feel of the material;

» Any second choice or discontinued products are sold on an "as seen" basis and may not be returned;

» The use of IMPERIO slabs with non-rectified edges is allowed only after the de-tensioning of the slab by removing any excess from the outer edges, as per the specifications in the technical manual.

DOCUMENTATION

The engineered surface reserves the right to make changes to the products illustrated in this catalog for production requirements or with the aim of improving the technical/aesthetic quality. The samples are purely indicative. The packaging and weight information is shown may vary for production requirements. To avoid any problems, we recommend contacting the sales department at the time of placing an order.

USE AND MAINTENANCE

SUGGESTIONS FOR CORRECT FITTING AND CLEANING

Although the slabs are mainly intended for furnishing, PMA | IMPERIO slabs may also be fitted in the traditional way as flooring and wall coverings to create spaces with a "total look". The following specifications refer to slabs fitted as flooring and wall coverings. With regard to the gluing of the slabs on furnishing elements, we recommend you consult the PMA | IMPERIO technical manual.

FITTING

When you receive the material ordered and in any case before fitting, it is important to check carefully the characteristics of the material (compliance with size, shade, and quality). No complaints will be accepted for any materials that have already been fitted if the defects were visible prior to fitting. To obtain the best aesthetic results, we recommend mixing the graphics accurately to avoid repeating patterns and to obtain the best possible results in terms of layout and color. The slabs can be fitted using specific high-performance adhesives for porcelain stoneware, adhesives in category C2 or above. We recommend applying the adhesive on both sides to prevent any breakages of the material once fitted. Please remember that at the time of fitting, the substrate must be stable, dry, and properly prepared, not frosted, and not too hot and that it is necessary in any case to follow the instructions provided by the manufacturers of the materials for the specific substrates and adhesives used. Cement-based adhesives must be applied at room temperature, in general between 5°C and 30/35°C. It is hereby understood that we recommend observing the technical times indicated by the manufacturers of the adhesives used. The most suitable adhesives for fitting the PMA | IMPERIO slabs are listed in the European Standard currently in force: EN12004. When fitting the material, avoid using pencils (graphite) or permanent markers to make marks on the surface, particularly on polished products. The PMA | IMPERIO slabs can be shaped and cut using purpose-built diamond discs and equipment for porcelain stoneware.

JOINTS AND GROUTING

We strongly advise against fitting the slabs without joints. We also recommend a minimum joint of 3 mm (this type of fitting allows the grout to have a better grip on the sides of the slabs, greater absorption of any movements of the substrate, and consequently of the slabs themselves). In large, open spaces it is absolutely essential to position the expansion joints at regular intervals; in smaller rooms, on the other hand, it is sufficient to leave a slight space between the tiled surface and the walls around the room, adding a final touch with a skirting board or with the wall covering. Please refer in any case to the advice/suggestions of the planner, the works director, or the tile fitter to avoid problems of any sort. For the best possible results, we suggest using tone-on-tone grouting. It is important to remove any excess grouting immediately and accurately after application while still fresh, using a sponge and plenty of water. A few days after fitting, once the joints are completely dry, it is essential to thoroughly clean the tiled surface using buffered acids (see the after fitting instructions) in order to completely remove all cement-based residues.

CLEANING "AFTER FITTING"

Properly cleaning the files after they have been fitted is crucial. If residues of grouting are not properly removed, this may leave marks that are difficult to remove later, due to a film of cement that can absorb any kind of dirt. It is essential to loosen and eliminate these residues completely using buffered acids diluted in water (read the instructions for use on the packages of the products used), soon after fitting, and to thoroughly rinse any residues from the fitted surface in order to prevent any damage to the material. It is preferable to try cleaning a small part of the surface first; if the results are good, the entire surface can then be cleaned. After this, the floor must then be cleaned using a basic or alkaline detergent. These must be degreasing because the surface treatment might help to trap dirt. For Polished slabs with a marble effect, PMA | IMPERIO recommends taking special care when cleaning the surface using buffered acids, as the surface may be damaged if the acid is not removed quickly. For polished surfaces, the use of non-abrasive cleaning equipment is necessary to prevent the surface from losing its shine or becoming scratched.

ROUTINE CLEANING

For routine cleaning of the PMA | IMPERIO slabs, we strongly advise against the use of waxes, greasy soaps, fillers and various treatments (water repellent) treatments. In order to prevent any shiny patinas from forming on the slabs, PMA | IMPERIO would like to point out that hydrofluoric acid (HF) and its derivatives cause irrevocable damage to its products. For routine cleaning operations, PMA | IMPERIO recommends the use of bleach and ammonia, appropriately diluted in water; for the Polished finish, it suggests drying the floor after cleaning to avoid any marks.

EXTRAORDINARY CLEANING

In the case of particularly stubborn stains, we recommend the use of specific detergents, which are indicated in greater detail in the table entitled "cleaning products". Furthermore, it should not be forgotten that it is easier to remove any stain when still fresh. It is always important to test the detergents on a small area before applying them to the entire surface, particularly on Polished surfaces.

RAISED FLOORINGS

In the case of raised floorings, it is not possible to use a large quantity of water; we, therefore, recommend using a floor cloth that has been properly wrung. Routine cleaning must be carried out using purpose made floor cloths, lukewarm water, and detergent, reducing the amount of water used. Stains can still be removed using concentrated products directly on the stains.

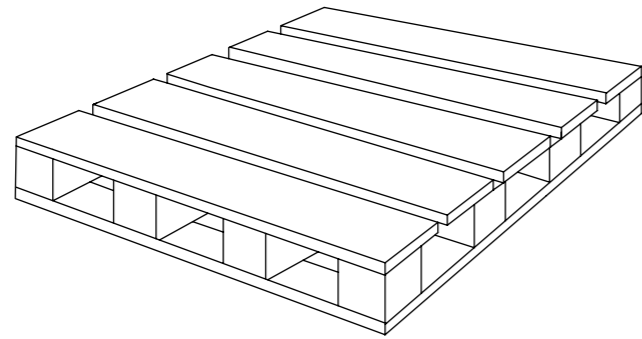
Technical Details

Table -2 Characteristic of Ceramic Tiles Required for Different Applications

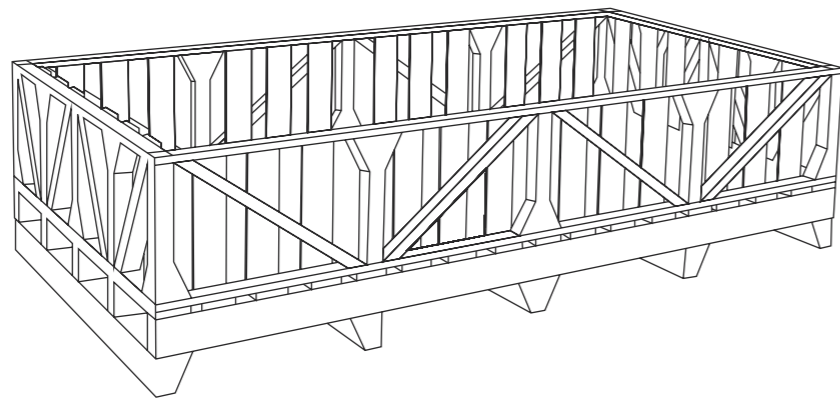
CHARACTERISTICS ^{a)}		FLOORINGS		WALLS		TEST METHOD
A)	DIMENSIONS AND SURFACE QUALITY	INTERIOR	EXTERIOR	INTERIOR	EXTERIOR	REFERENCE
A.1	Length and Width (cm)	X	X	X	X	EN ISO 10545-2
A.2	Thickness	X	X	X	X	EN ISO 10545-2
A.3	Straightness of Sides (i.e. Facial Sides) ^{b)}	X	X	X	X	EN ISO 10545-2
A.4	Rectangularity ^{b)}	X	X	X	X	EN ISO 10545-2
A.5	Surface Flatness	X	X	X	X	EN ISO 10545-2
A.6	Surface Quality	X	X	X	X	EN ISO 10545-2
B)	PHYSICAL PROPERTIES	INTERIOR	EXTERIOR	INTERIOR	EXTERIOR	REFERENCE
B.1	Water Absorption	X	X	X	X	EN ISO 10545-3
B.2	Breaking Strength ^{d)}	X	X	X	X	EN ISO 10545-4
B.3	Flexural Tensile Strength ^{d)} or Modules of Rupture ^{d)}	X	X	X	X	EN ISO 10545-4
B.4 a	Resistance to Deep Abrasion -Unglazed Tiles ^{d)}	X	X			EN ISO 10545-6
B.4 b	Resistance to Surface Abrasion -Glazed Tiles ^{d)}	X	X			EN ISO 10545-7
B.5	Linear Thermal Expansion ^{d)}	X	X	X	X	EN ISO 10545-8
B.6	Resistance to Thermal Shock ^{d)}	X	X	X	X	EN ISO 10545-9
B.7	Resistance to Cracking ^{d)}	X	X	X	X	EN ISO 10545-11
B.8	Freeze -Thaw Resistance ^{h)}		X		X	EN ISO 1015-12
B.9	Slipperiness	X	X			FprCEN /TS 16165:2011 ^{p)}

CHARACTERISTICS ^{a)}		FLOORINGS		WALLS		TEST METHOD
B.10 a	Bond Strength / Adhesion ^{k)} - Cementitious Adhesives			X	X	EN 12004:2007,4.1
B.10 b	Bond Strength / Adhesion ^{k)} - Dispersion Adhesives			X	X	EN 12004:2007,4.2
B.10 c	Bond Strength / Adhesion ^{k)} - Reaction Resin Adhesives			X	X	EN 12004:2007,4.3
B.10 d	Bond Strength / Adhesion ^{k)} - Mortar			X	X	EN ISO 10545-12
B.11	Moisture Expansion ^{l)}	X	X	X	X	EN ISO 10545-10
B.12	Small Color Differences ^{m)}	X	X	X	X	EN ISO 10545-16
B.13	Impact Resistance ⁿ⁾	X	X			EN ISO 10545-5
B.14	Reaction to Fire ^{o)}	X		X	X	WT
B.15	Tactility ^{p)}	X	X			CEN TS 15209)
C)	CHEMICAL PROPERTIES	INTERIOR	EXTERIOR	INTERIOR	EXTERIOR	REFERENCE
C.1 a	Resistance to Staining -Glazed Tiles ^{q)}	X	X	X	X	EN ISO 10545-14
C.1 b	Resistance to Staining -Unglazed Tiles ^{q)}	X	X	X	X	EN ISO 10545-14
C.2 a	Resistance to Acids and Alkalis of Low Concentration ^{r)}	X	X	X	X	EN ISO 10545-13
C.2 b	Resistance to Acids and Alkalis of High Concentration ^{r)}	X	X	X	X	EN ISO 10545-13
C.2 c	Resistance to Household Cleaning Agents and Swimming Pool Chemicals ^{r)}	X	X	X	X	EN ISO 10545-13
C.3 a	Release of Cadmium -Glazed Tiles ^{s)}	X	X	X	X	EN ISO 10545-15
C.3 b	Release of Lead -Glazed Tiles ^{s)}	X	X	X	X	EN ISO 10545-15
C.3 c	Release of Other Dangerous Substances ^{s)}	X	X	X	X	As Relevant

Packing



Size (cm)	Thickness (mm)	Weight Pallet	Sqm Box	Pieces Box	Kg Box	Box Pallet	Sqm Pallet
60x120 Polished	11.5	2,292	1.44	2	38	60	86.40
60x120 Matte	11.5	2,250	1.44	2	38	60	86.40
20x120	11.5	2,021	0.96	4	26	84	80.64
60x60	20	1,242	0.72	2	31	40	28.80
100x100	9.5	2,208	2	2	46	48	96



Size (cm)	Thickness (mm)	Weight Pallet	Sqm Box	Pieces Box	Kg Box	Box Pallet	Sqm Pallet
80x160	9.5	1,370	1.28	-	27	50	64.00
120x120	9.5	1,700	1.44	-	33	50	72.00
120x240	9.5	2,354	2.88	-	62	36	103.68
120x280	9.5	2,730	3.36	-	72	36	120.96
120x300	9.5	2,950	3.60	-	82	36	129.60
160x320	9.5	2,600	5.12	-	110	22	112.64

Ceramic tiles shall be classified into groups according to two parameters: by their method of manufacture (also referred to "shaping") that is, extrusion (method A) or dry-pressing (method B), and by their water absorption level (see 3.9 and Table 1). The groups do not presuppose the usage of the products. The requirements for each product group shall be as given in Annexes A to L.

Table 1 - Classification of ceramic tiles with respect to water absorption and shaping

Shaping	Water Absorption (E_b)			
	Group I $E_b \leq 3\%$	Group II _a $3\% < E_b \leq 6\%$	Group II _b $6\% < E_b \leq 10\%$	Group III $E_b > 10\%$
Method A Extruded	Group AI ₁ $E_b \leq 0.5\%$ (see Annex L)	Group AI _{a-1} ^{a)} (see Annex B)	Group AI _{b-1} ^{a)} (see Annex D)	Group AIII (see Annex F)
	Group AI ₂ $0.5\% < E_b \leq 3\%$ (see Annex A)	Group AI _{a-2} ^{a)} (see Annex C)	Group AI _{b-2} ^{a)} (see Annex E)	Group BIII _b (see Annex K)
Method B Dry-pressed	Group BI ₁ $E_b \leq 0.5\%$ (see Annex G)	Group BI ₂ (see Annex I)	Group BI _b (see Annex J)	
	Group BI ₂ $0.5\% < E_b \leq 3\%$ (see Annex H)			

a) Groups AI₁ and AI₁, are divided into two parts (parts 1 and 2) with different product specifications. Part 1 covers most of the tiles in the group; part 2 covers certain specific products, which are manufactured under different names (e.g. terre cuite in France and Belgium, cotton in Italy, and baldosin Catalan in Spain).

b) Group BIII covers glazed ceramic tiles only. There is no quantity of dry-pressed unglazed tiles produced with water absorption greater than 10% that is not covered by this product group.

- a Requirements for these characteristics are given in Annex A to L.
- b Not applicable for ceramic tiles having curved shapes.
- c For floorings only.
- d For walls only.
- e See N.2.2.
- f For ceramic tiles which intended use is subject to localized thermal shock
- g For glazed ceramic tiles only.
- h For ceramic tiles that are intended to be used where frost may apply.
- i For floorings on pedestrian circulation areas (where required are regulation).
- j Unless a different test method is required by national regulations in the market of the relevant Member State(s) for the intended use, in which case the test method and results shall be declared as given therein.
- k For walls when performing the test with actual ceramic tiles and suitable adhesive(s) or mortar only.
- l See N.2.3.
- m See N.2.6.
- n See N.2.1.
- o For ceramic tiles intended to be used for internal floorings and for internal and external walls only.
- p For tactile paving surface only i.e. when required for blind or vision impaired persons.
- q See N.2.5.
- r See N.2.4.
- s When relevant, see Notes 1 and 2 in ZA.1 for the release of other dangerous substances, if any.
- t For glazed ceramic tiles only, when intended to be used on worktops and on wall surfaces where food preparation takes place and food may be in direct contact with the glazed tile surface. As indicative limits, reference could be made to Direct 2005/31/CE.

NOTE 1 Characteristics given in this table in "plain" text are relevant to all intended uses, while those in "italics" are additionally relevant for the specific intended use(s) only.

NOTE 2 Characteristics, given in this table in "bold" text, are the mandated essential characteristics or the corresponding proxy characteristics (for CE marketing, see Annex ZA) and those in "normal" text, the voluntary characteristics (not for CE marketing)

Requirements for Dry-pressed Ceramic Tiles With Low Water Absorption of GROUP BI_a (E_b ≤ 0.5%)

Requirements for Dimension and Surface Quality and for Physical and Chemical Properties of this Group of Ceramic Tiles Shall be in Accordance With Table G.1

Table G.1 - Requirements for Dry-pressed Ceramic Tiles with Low Water Absorption, GROUP BI_a (E_b ≤ 0.5%)


CHARACTERISTICS	Requirements for Nominal Size N			Test Method
	7 cm < N < 15 cm	N ≥ 15 cm		
	(mm)	%	(mm)	
A) DIMENSIONS AND SURFACE QUALITY				
A.1 LENGTH AND WIDTH				
The Work Size Shall be Chosen as Follows for :				
a) Modular Tiles :	In order to allow a nominal joint width of between 2 and 5mm			-
b) Non -modular Tiles :	So that the difference between the work size and normal size is not more than 2% (max 0.5mm)			-
The Permissible Deviation of the Average Size for the Each Tile (2 or 4Sides) From the Work Size (W)	+0.11.5 mm	±0.6%	±2.0 mm	EN ISO 10545-2
A.2 THICKNESS				
a) The Thickness Shall be specified	Declared thickness			-
b) The Permissible Deviation ,of the Average Thickness of Each Tile from the Work Size Thickness	+0.5 mm	±5%	+0.5 mm	EN ISO 10545-2
A.3 STRAIGHTNESS OF SIDES (Facial Sides)				
The Maximum Permissible Deviation from Straightness, Related to the Corresponding Wok Size	+0.75 mm	±0.5%	+1.5 mm	EN ISO 10545-2
A.4 RECTANGULARITY_b				
The Maximum Permissible Deviation from Rectangularity, Related to the Corresponding Work Size	+0.75 mm	±0.5%	+2 mm	EN ISO 10545-2
A.5 SURFACE FLATNESS				
b) Edge Curvature, Related to the Corresponding Work Size	+0.75 mm	±0.5%	+2 mm	EN ISO 10545-2

CHARACTERISTICS	Requirements for Nominal Size N			Test Method
	7 cm < N < 15 cm	N ≥ 15 cm		
	(mm)	%	(mm)	
B) PHYSICAL PROPERTIES				
B.1 WATER ABSORPTION (IN %BY MASS)	E _b ≤ 0.5 Individual maximum 0.6%			EN ISO 10545-3
B.2 BREAKING STRENGTH, FOR :				
a) Thickness ≥ 7.5mm	Not less than 1300N			EN ISO 10545-4
b) Thickness < 7.5mm	Not less than 700N			EN ISO 10545-4
B.3 FLEXURAL TENSILE STRENGTH OR MODULUS OF RUPTURE ^d	Minimum 35N /mm ² Individual minimum 32N / mm ²			EN ISO 10545-4
B)PHYSICAL PROPERTIES				
B.4 ABRASION RESISTANCE				
a) Resistance to Deep Abrasion of Unglazed Tiles : Removed Volume	Maximum 175 mm ³			EN ISO 10545-6
b) Resistance to Surface Abrasion of Glazed Tiles Intended for Use on Floors ^e	Abrasion class and cycles passed			EN ISO 10545-7
B.5 COEFFICIENT OF LINEAR THERMAL EXPANSION				
- From Ambient Temperature to 100 °C	Declared value ^f			EN ISO 10545-8
B.6 THERMAL SHOCK RESISTANCE	Pass according to EN ISO 10545-1 ^g			EN ISO 10545-9
B.7 CRAZING RESISTANCE: Glazed Tiles ^h	Pass according to EN ISO 10545-1 ^g			EN ISO 10545-11 ^h
B.8 FROST RESISTANCE	Pass according to EN ISO 10545-1 ^g			EN ISO 10545-12
B.9 SLIPPERINESS	Declared value (s) ^g			PrCEN /TS 16165:2011 ⁱ
B.10 BOND STRENGHT / ADHESION^j, FOR :				
a) Cementitious Adhesives ^k	Declared value (s)			EN 12004:2007,4.1 ^l
b) Dispersion Adhesives ^k	Declared value (s)			EN 12004:2007,4.2 ^l

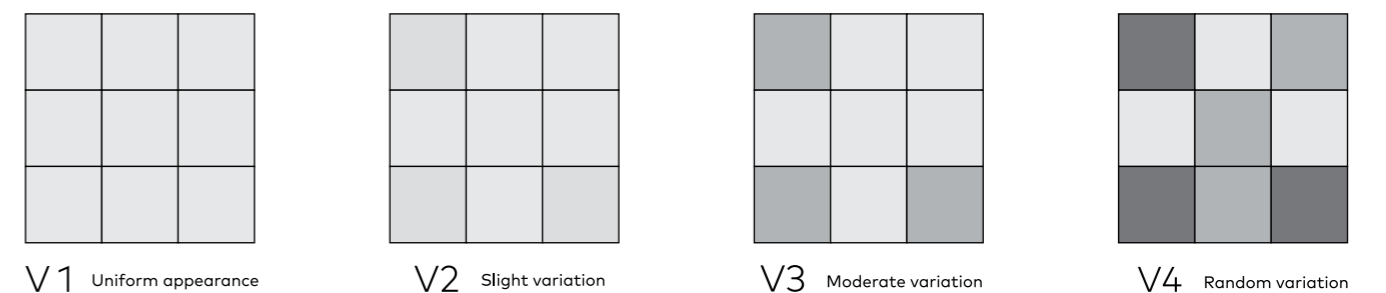
CHARACTERISTICS	Requirements for Nominal Size N			Test Method
	7 cm < N < 15 cm	N ≥ 15 cm		
	(mm)	%	(mm)	
a) Glazed Tiles	ΔE < 0.75			EN ISO 10545-16
b) Unglazed Tiles	ΔE < 1.0			EN ISO 10545-16
B.13 IMPACT RESISTANCE, as:				
- Coefficient of Restitution (COR)	Declared value ^f			EN ISO 10545-5
B.14 REACTION TO FIRE	(Class A1 or A1 _{FL}) ^m			-
B.15 TACTILITY ⁿ	Declared surface description ^o			CEN /TS 15209 ^o
C) CHEMICAL PROPERTIES				
C.1 RESISTANCE TO STAINING, FOR :				
a) Glazed Tiles	Minimum class 3			EN ISO 10545-14
b) Unglazed Tiles	Declared value ^f			EN ISO 10545-14
C.2 RESISTANCE TO CHEMICAL				
a) Resistance to Low Concentration of Acids and Alkalis	Declared value ^f			EN ISO 10545-13
b) Resistance to High Concentration of Acids and Alkalis	Declared value ^f			EN ISO 10545-13
c) Resistance to Household Chemicals and Swimming Pool Salts	Minimum class B			EN ISO 10545-13
C.3 RELEASE OF DANGEROUS SUBSTANCES				
a) Cadmium (in mg /dm ²)	Declared value ^o			EN ISO 10545-15
b) Lead (in mg /dm ²)	Declared value ^o			EN ISO 10545-15
c) Other Dangerous Substances ^o	Declared value			As Relevant

- a) Similar joint widths may be used to apply to the traditional systems based on non-metric sizes.
- b) Not applicable for tiles having curved shapes.
- c) Because of firing, a slight variation from the standard color is unavoidable. This does not apply to intentional irregularities of color variation of the face of tiles (which can be unglazed, glazed, or partly glazed) or to the color variation over a tile area which is characteristic of the given tile and desirable. Spots or colored dots which are introduced for decorative purposes are not considered a defect.
- d) Not applicable to ceramic tiles with breaking strength > 3000 N
- e) Where required, the abrasion class resistance according to Annex M may be declared.
- f) See Annex N additional information on applicability.
- g) See table 2 for uses where it is applicable.
- h) Certain decorative effects may have a tendency to craze. They are to be identified by the manufacturer, in which case the crazing test given in EN ISO 11-10545 is not applicable.
- i) Unless a different test method is required by national regulations in the market of the relevant member state(s) for the intended use, in which case the test method and result shall be declared as given therein (as long as consolidated European test method is not available).
- j) For intended uses subject to requirements against accidental fall of the object on to transit areas only. Tests are to be performed using the actual tiles and suitable adhesive and/or mortar.
- k) For the types of adhesives, defined in EN 12004:2007 only.
- l) The proposed test methods are intended to determine the adhesion strength of the adhesive and have not been developed to determine ceramic the characteristics. Thus, there might be no correlation between the declared bond strength and the performance of the tile in use (other factors proper installation techniques and type of background support will influence the final performance).
- m) Ceramics, as a homogeneously distributed material used for ceramic tiles, is considered as a material of known and stable performance with respect to the reaction to fire performance as it does not consist of any organic material. As such it does not contribute to the fire and it may be considered without the need for testing (CWT) as the class AT material⁷. The reaction to the fire performance of ceramic tiles may also be classified also as class AT according to EN ISO 1-13501.
- n) For tactile paving surface i.e. when required for blind or vision impaired persons.
- o) When relevant, see notes 1 and 2 in ZA.1 for the performance of the product concerning these characteristics, if any to be declared.

Symbology



SHADE VARIATION



Produced by
PMA | IMPERIO Marketing Department

Edition
MPU25110206 - 2026

PMA | IMPERIO reserved the right to modify and/or delete anything it considers appropriate without any prior notice. The colors of the pieces shown in the catalog might differ from the real ones and the information in this catalog is protected in its entirety. The total or partial reproduction of any texts, illustration, images, and graphic representations without the express authorization of PMA | IMPERIO is prohibited.